

CITY HALL - EAST SECOND FLOOR

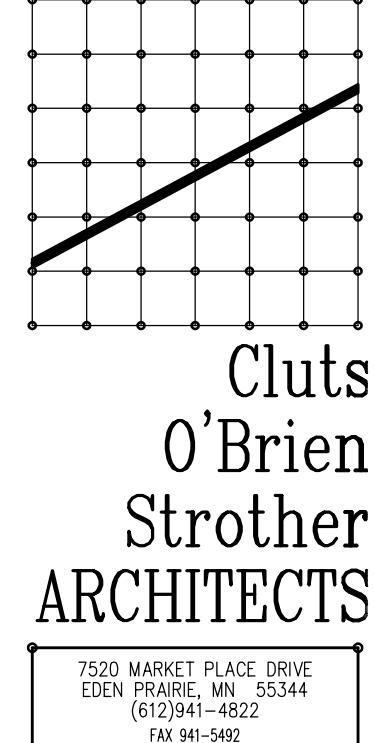
HEAT PUMP SCHEDULE table with columns: EQUIP LETTER, EXISTING EQUIP LETTER, LOCATION ROOM NO., GPM, FWT, WATER FLOW (GPM), FLA, COOLING SENS CAP MBH, COOLING TOTAL CAP MBH, HEATING CAPACITY MBH, MANUFACTURER, MODEL NO., VOLT/PHASE, FED FROM, CONDUIT & WIRE, OXI BR, DISC. SWITCH AT UNIT FUSE, CONTROL, REMARKS.

COMMUNITY EDUCATION - WEST FIRST FLOOR

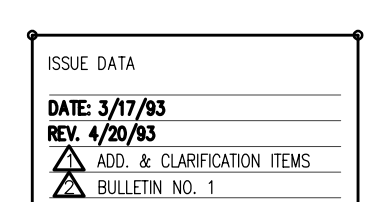
COMMONS AREA - FIRST FLOOR

HEAT PUMP SCHEDULE table with columns: EQUIP LETTER, EXISTING EQUIP LETTER, LOCATION ROOM NO., GPM, FWT, WATER FLOW (GPM), FLA, COOLING SENS CAP MBH, COOLING TOTAL CAP MBH, HEATING CAPACITY MBH, MANUFACTURER, MODEL NO., VOLT/PHASE, FED FROM, CONDUIT & WIRE, OXI BR, DISC. SWITCH AT UNIT FUSE, CONTROL, REMARKS.

NOTES: 1. SMOKE DETECTOR IN RETURN OF UNIT. 2. EX - EXISTING RELOCATED. 3. EXST - EXISTING HEAT PUMP TO REMAIN IN OPERATION AT EXISTING LOCATION. 4. EXTING NOT IN THIS PROJECT. 5. EXISTING HEAT PUMP TO REMAIN IN EXISTING LOCATION, E.G. TO MAINTAIN EXISTING CIRCUIT CONTINUITY. 6. EXISTING HEAT PUMP TO BE DISCONNECTED, RELOCATED, AND RECONNECTED EXISTING ORIGINATING TO NEW LOCATION. *NEW HEAT PUMPS IN 1983 REWORKING SEE SHEET M-21 FOR EXISTING LOCATIONS.

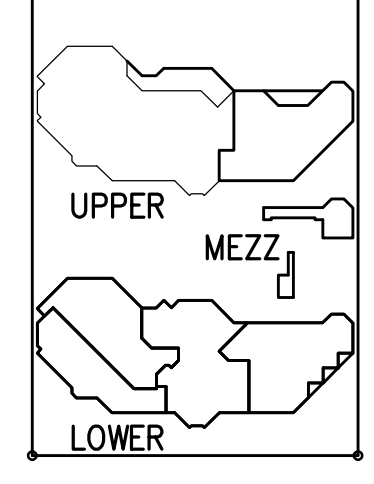


7550 MARKET PLACE DRIVE EDEN PRAIRIE, MN 55424 (612)941-4822 FAX 941-9482



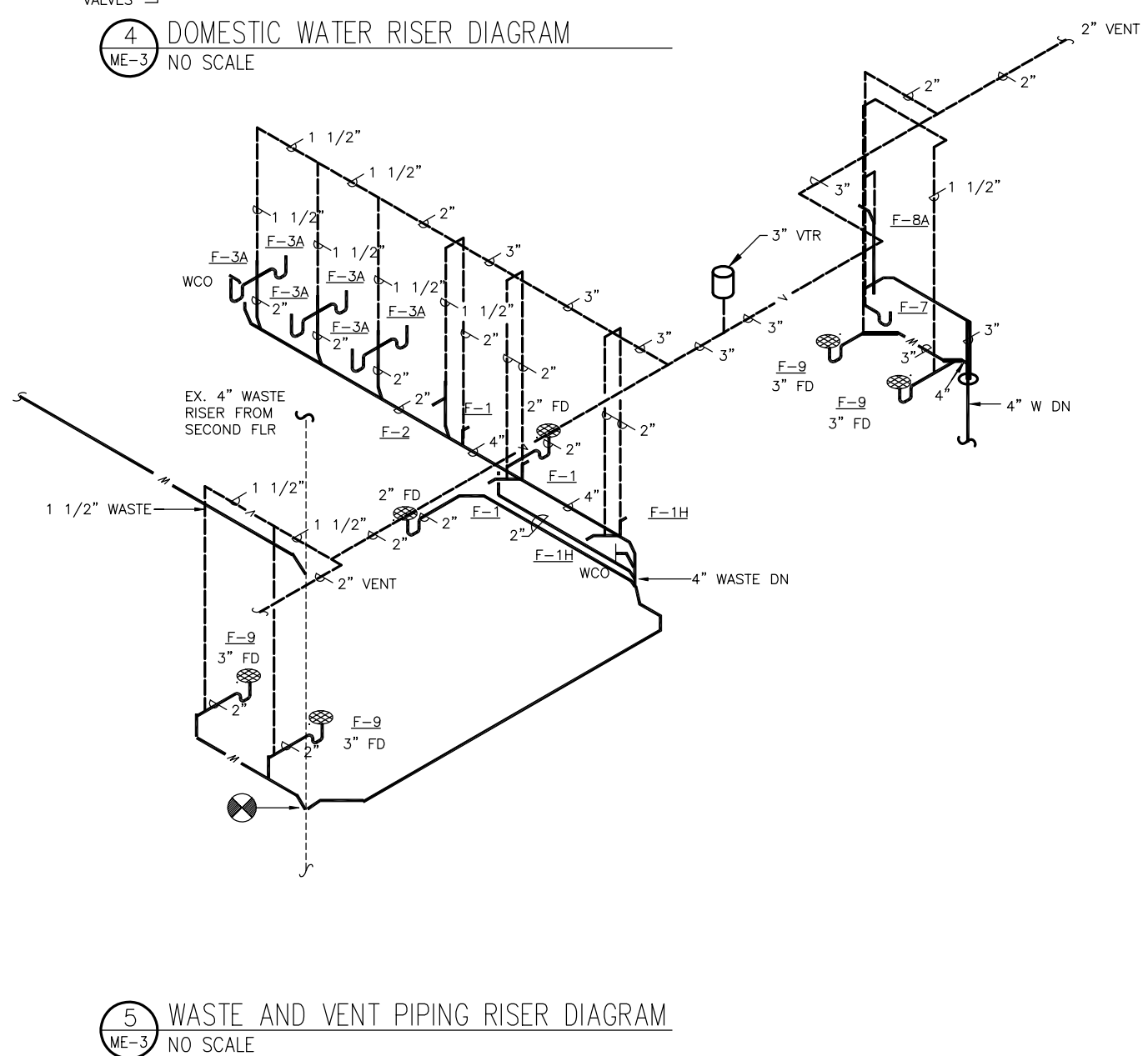
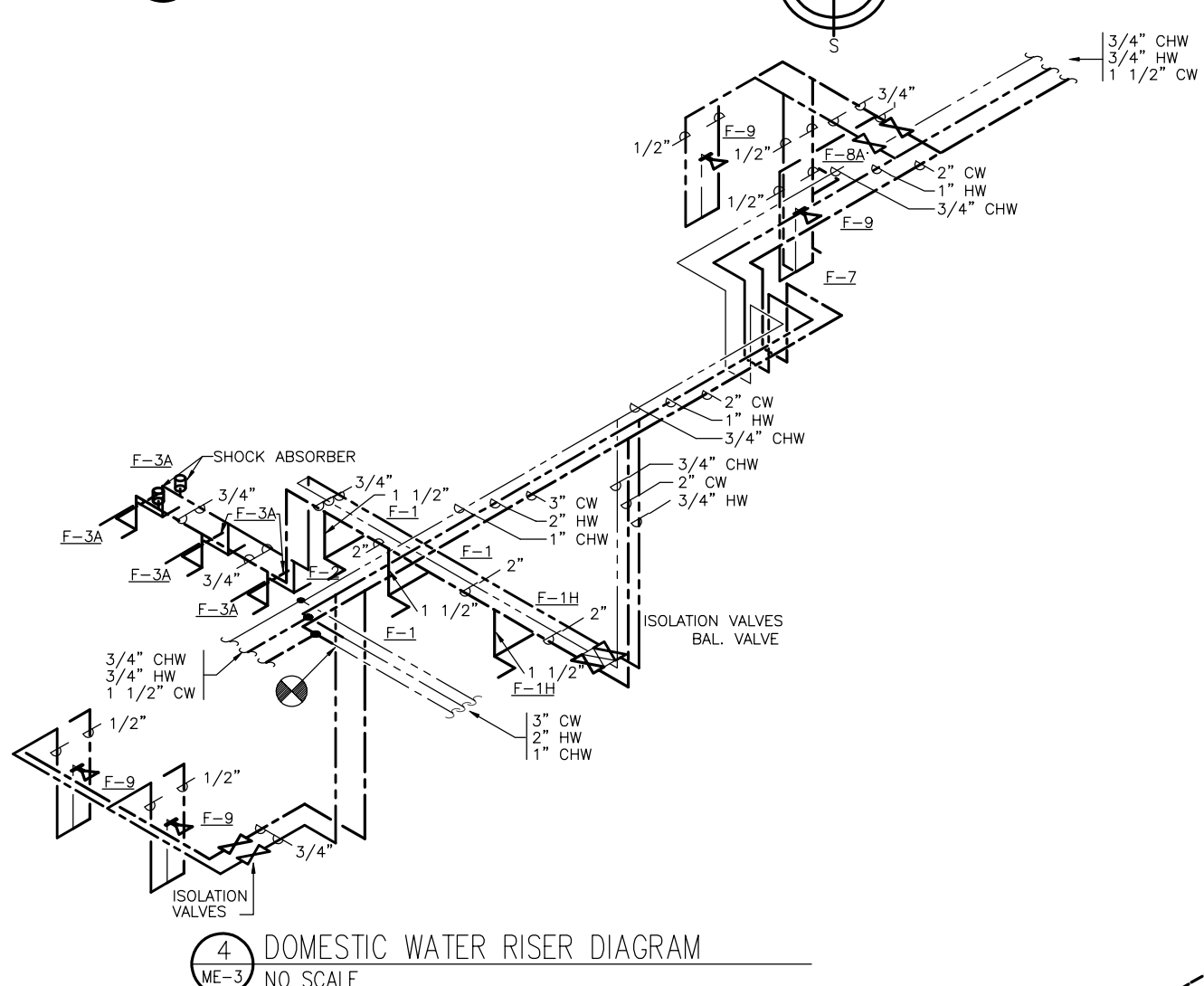
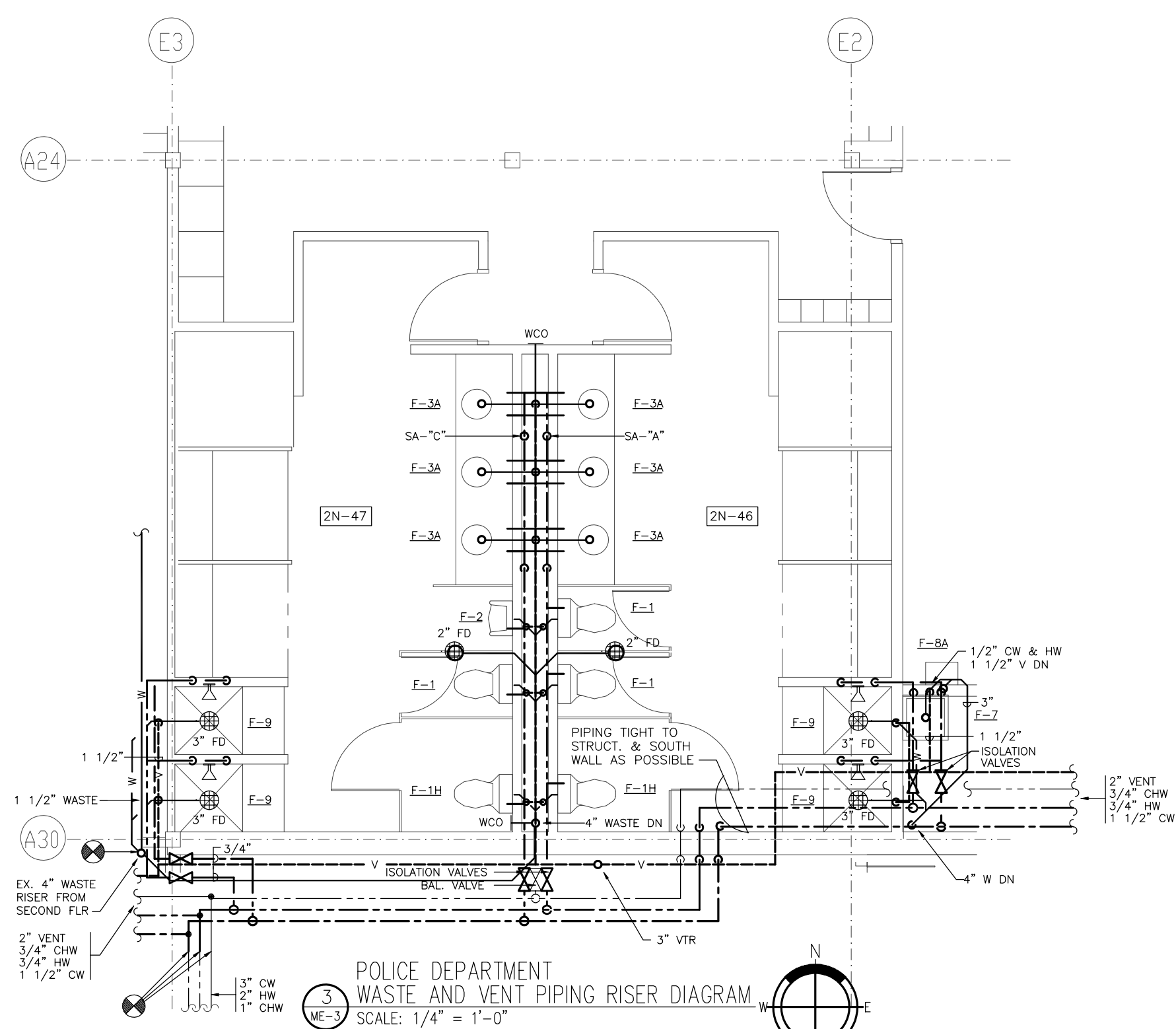
ISSUE DATA DATE: 3/7/93 REV: 4/20/93 PROJECT: MEZ-2 BUILDING NO. 1

EDEN PRAIRIE CIVIC CENTER

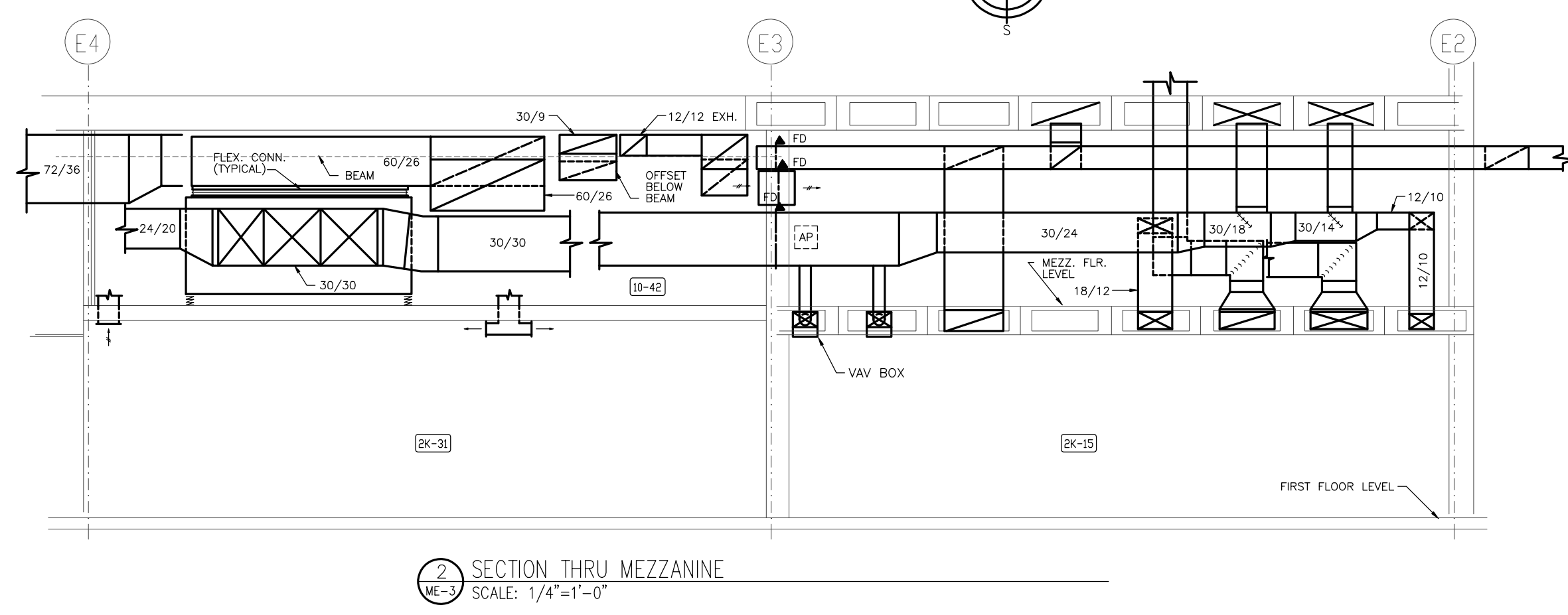
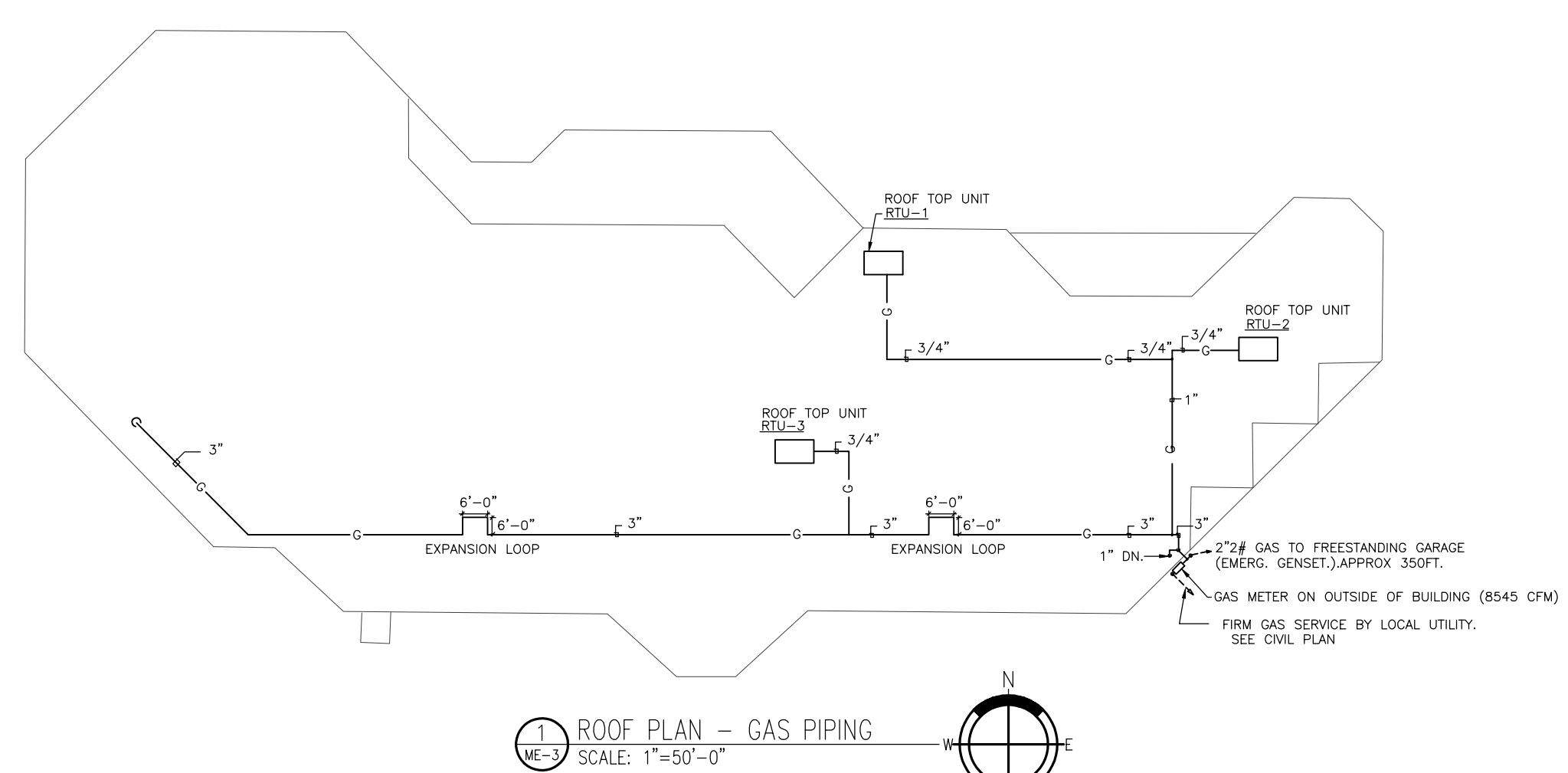


MECHANICAL AND ELECTRICAL SCHEDULES

COMMISSION NO. 4009 FILE NO. 4001MEZ-96 SHEET NO. ME-2 OF 5



HEAT PUMP SCHEDULE																		
EQUIP. LETTER	EXISTING EQUIP. LETTER	LOCATION ROOM NO.	CFM	GW	WATER FLD (FT)	FLA	COOLING SENS CAP MBH	HEATING TOTAL CAP MBH	HEATING CAPACITY MBH	MANUFACTURER	MODEL NO	VOLT/ PHASE	FED FROM	CONDAT & WIRE	DKT BKR	DISC. SWITCH AT UNIT FUSE	CONTROL	REMARKS
HP135	HP235	10-22	1380	8.0	3.1	9.2	30.3	47.9	51.9	WAMWOTH	EXIST.	480/3	EXISTING					NOTE 4.5
HP136	HP236	10-22	1380	8.0	3.1	9.2	30.3	47.9	51.9	WAMWOTH	EXIST.	480/3	EXISTING					NOTE 4.5
HP137	HP237	10-22	1310	7.0	3.9	7.9	28.7	45.5	51.3	WAMWOTH	EXIST.	480/3	EXISTING					NOTE 4.5
HP138	HP238	10-22	1280	7.0	3.9	7.9	28.1	38.0	51.3	WAMWOTH	EXIST.	480/3	EXISTING					NOTE 4.5
HP139	HP239	10-22	1280	7.0	3.9	7.9	28.1	38.0	51.3	WAMWOTH	EXIST.	480/3	EXISTING					NOTE 4.5
HP140	HP240	10-22	360	6.0	4.6	5.4	17.9	25.9	38.4	WAMWOTH	EXIST.	480/3	EXISTING					NOTE 4.5
HP141	HP241	10-22	1680	14.0	8.4	9.2	34.1	54.1	55.3	WAMWOTH	EXIST.	480/3	EXISTING					NOTE 4.5
HP142	HP242	10-22	1200	5.0	2.6	7.1	27.7	31.6	37.6	WAMWOTH	EXIST.	480/3	EXISTING					NOTE 4.5
HP143	HP243	10-22	1450	7.0	3.9	8.0	28.3	27.8	51.3	WAMWOTH	EXIST.	480/3	EXISTING					NOTE 4.5
HP144										WAMWOTH	EXIST.							
HP145	HP146	10-25	4200	28.0	2.84	35.4	116.4	127.0		WAMWOTH	EXIST.	480/3	HE4	1" C (3) #6	3P60	3P60P60		
HP146	HP149	10-25	1100	7.0	5.2	5.7	31.9	37.0		WAMWOTH	E.R.	480/3	HE4	3/4" C (3) #2	3P20	3P20P10		
HP147	HP143	2L-30	1100	7.0	5.2	5.7	31.9	37.0		WAMWOTH	E.R.	480/3	HE-5	3/4" C (3) #6	3P40	3P30P20		
HP148	NEW	2M-04	425	3.5	5.3	6.7	8.6	13.2	17.4	WAMWOTH	013	277/1	EHE-1	3/4" C (2) #2	1P20	1P20P15		
HP149	NEW	2M-05	2900	23.0	19.4	15.6	64.2	84.0	104.0	WAMWOTH	084	480/3	HE-5	3/4" C (3) #10	3P30	3P30P20		
HP150	NEW	10-09	1800	14.1	18.2	11.3	39.8	53.0	67.0	WAMWOTH	052	480/3	HE-5	3/4" C (3) #6	3P40	3P30P20		
HP151	NEW	2K-31	350	2.2	4.7	4.6	6.6	8.8	12.0	WAMWOTH	009	277/1	HE-5	3/4" C (2) #2	1P20	1P20P10		
HP152	NEW	2K-31	600	4.1	7.4	8.6	11.7	16.0	22.0	WAMWOTH	016	277/1	EHE-2	3/4" C (2) #2	1P20	1P20P15		
HP153	NEW	2K-31	1600	14.1	18.2	11.3	39.8	53.0	67.0	WAMWOTH	052	480/3	HE-5	3/4" C (3) #10	3P30	3P30P20		
HP154	HP145	2K-33	1600	12.00	6.8	10.3	49.0	61.0		WAMWOTH	E.R.	480/3	HE-5	3/4" C (3) #10	3P30	3P30P20		
HP155	HP147	6-10	600	4.5	2.7	8.5	21.7	26.5		WAMWOTH	E.R.	277/1	HE-5	3/4" C (2) #10	1P30	1P20P15		
HP156	NEW	6-01	1850	14.1	18.2	11.3	39.8	53.0	67.0	WAMWOTH	052	480/3	HE-5	3/4" C (3) #6	3P50	3P30P20		
HP157	NEW	3-14	400	2.2	4.7	4.6	6.6	8.8	12.0	WAMWOTH	009	277/1	HE-5	3/4" C (2) #10	1P30	1P20P10		
HP158	HP14	9-01	700	5.0	4.5	9.8	21.7	26.5		WAMWOTH	E.R.	277/1	HE-5	3/4" C (2) #10	1P30	1P30P20		
HP159	NEW	9-06	650	4.1	7.4	8.6	11.7	16.0	22.0	WAMWOTH	016	277/1	HE-5	3/4" C (2) #10	1P30	1P20P15		
HP160	HP213	10-09	500	3.5	4.4	8.5	12.5	15.6	22.2	WAMWOTH	EXIST.	277/1	HE-5	3/4" C (2) #10	1P30	1P20P15		
HP161	HP211	6-10	3125	12.5	6.0	13.3	50.9	60.6	83.2	WAMWOTH	EXIST.	480/3	HE-5	3/4" C (3) #6	3P50	3P40P30		
HP162	HP14	10-09	1600	12.00	6.8	10.3	49.0	61.0		WAMWOTH	E.R.	480/3	HE-5	3/4" C (3) #6	3P40	3P30P20		
HP163	HP212	6-10	3125	12.5	6.0	13.3	50.9	60.6	83.2	WAMWOTH	EXIST.	480/3	HE-5	3/4" C (3) #6	3P50	3P40P30		
HP164	HP159	2L-15	800	6.2	7.0	12.1	---	24.7	35.2	WAMWOTH	EXIST.	277/1	HE-5					NOTE 4
HP165	HP149	10-09	1100	7.0	5.2	5.7	---	31.8	37.0	WAMWOTH	EXIST.	480/3	EXISTING					NOTE 4.4
HP166	HP141	2K-30	2700	14.0	2.8	12.3	---	60.3	72.0	WAMWOTH	E.R.	480/3	EXISTING					NOTE 4.4



Cluts O'Brien Strother ARCHITECTS
7530 MARKET PLACE DRIVE
EDEN PRAIRIE, MN 55044
(612)941-4822
FAX 941-9482

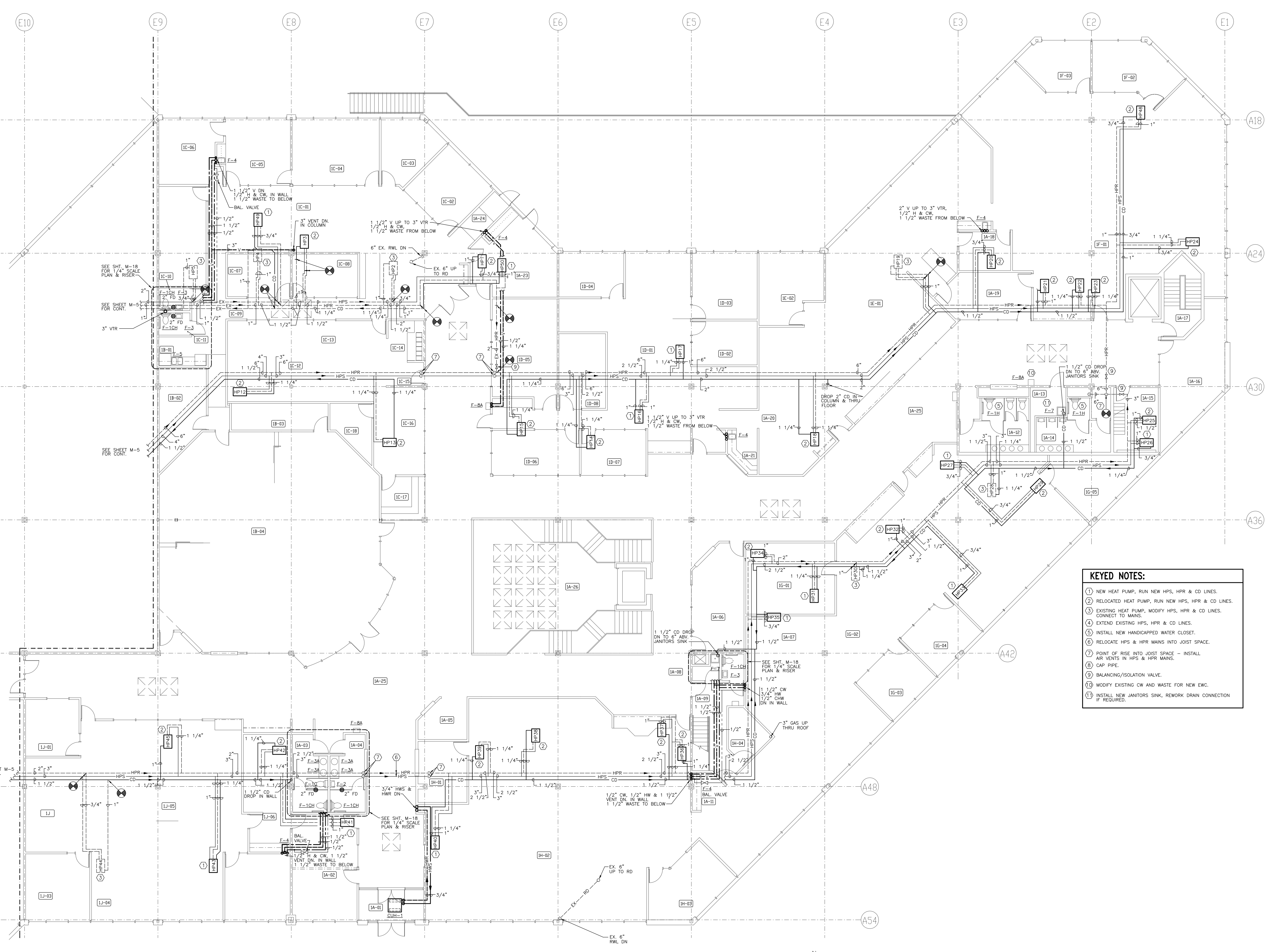
I HEREBY CERTIFY THAT THE PLAN, SPECIFICATIONS, AND CONTRACT DOCUMENTS PREPARED BY ME OR UNDER MY SUPERVISION AND THAT I AM A LICENSED PROFESSIONAL ENGINEER UNDER THE LAWS OF THE STATE OF MINNESOTA.

EVE INC.
CONSULTING ENGINEERS
1000 W. CARPENTERS BLVD.
EDEN PRAIRIE, MN 55044
Phone: (612) 941-9778 Fax: 941-8005

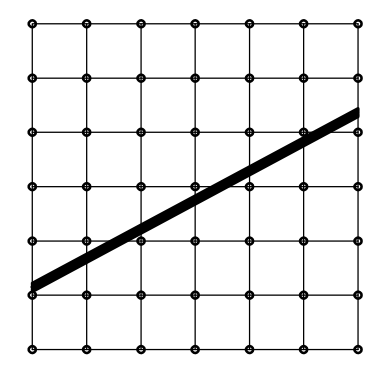
ISSUE DATA
DATE: 3/27/03
REV: 4/20/03
NO. & CHARACTERIZATION ITEMS
SHEET NO. 1

EDEN PRAIRIE CIVIC CENTER
UPPER
MEZZ
LOWER

MECHANICAL AND ELECTRICAL SCHEDULES
COPYRIGHT 1992
COMMISSION NO. 4009
FILE NO. 4009MELDWO-96
SHEET NO. **ME-3**
OF 5



Ⓢ SECOND FLOOR EAST - CITY HALL - PLUMBING PLAN
SCALE: 1/8"=1'-0"



**Cluts
O'Brien
Strother
ARCHITECTS**
7500 MARKET PLACE DRIVE
EDEN PRAIRIE, MN 55424
(612)941-4822
FAX 965-9692

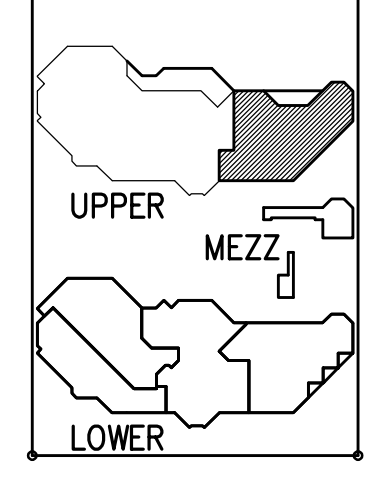
I HEREBY CERTIFY THAT THIS PLAN, SPECIFICATIONS, OR REPORT WAS PREPARED BY ME OR UNDER MY DIRECT SUPERVISION AND THAT I AM A LICENSED PROFESSIONAL ENGINEER UNDER THE LAWS OF THE STATE OF MINNESOTA.



EYE INC.
CONSULTING ENGINEERS
1900 LEXINGTON AVENUE, SUITE 2000
PHOENIX, ARIZONA 85016
PHONE (602) 944-8776 FAX 948-8005

ISSUE DATA
DATE: 3/7/03
REVISED: 4/20/03
NO. AND CLASSIFICATION REVISIONS

EDEN PRAIRIE CIVIC CENTER



SECOND FLOOR EAST - CITY HALL - PLUMBING PLAN

COMMISSION NO. 40019
FILE NO. 40019M2.DWG-06

SHEET NO.
M-1
OF 31

- KEYED NOTES:**
- ① NEW HEAT PUMP, RUN NEW HPS, HPR & CD LINES.
 - ② RELOCATED HEAT PUMP, RUN NEW HPS, HPR & CD LINES. CONNECT TO MAINS.
 - ③ EXISTING HEAT PUMP, MODIFY HPS, HPR & CD LINES. CONNECT TO MAINS.
 - ④ EXTEND EXISTING HPS, HPR & CD LINES.
 - ⑤ INSTALL NEW HANDICAPPED WATER CLOSET.
 - ⑥ RELOCATE HPS & HPR MAINS INTO JUST SPACE.
 - ⑦ POINT OF RISE INTO JUST SPACE - INSTALL AIR VENTS IN HPS & HPR MAINS.
 - ⑧ CAP PIPE.
 - ⑨ BALANCING/ISOLATION VALVE.
 - ⑩ MODIFY EXISTING CW AND WASTE FOR NEW EWC.
 - ⑪ INSTALL NEW JANITORS SINK, REWORK DRAIN CONNECTION IF REQUIRED.

**Cluts
O'Brien
Strother
ARCHITECTS**
7530 MARKET PLACE DRIVE
EDEN PRAIRIE, MN 55424
(612)941-4822
FAX 941-9852

I HEREBY CERTIFY THAT THE PLAN, SPECIFICATIONS, AND CONTRACT DOCUMENTS WERE PREPARED BY ME OR UNDER MY CLOSE PERSONAL SUPERVISION AND THAT I AM A DULY LICENSED ENGINEER UNDER THE LAWS OF THE STATE OF MINNESOTA.

DATE: 3/27/03
BY: [Signature]

FXD INC.
CONSULTING ENGINEERS
100 LEXINGTON AVENUE, SUITE 2000
PHOENIX, ARIZONA 85004
PHONE (602) 944-8778 FAX 944-8005

ISSUE DATA
DATE: 3/27/03
REVISED: 4/20/03
NO. AND CLASSIFICATION REVISIONS

EDEN PRAIRIE CIVIC CENTER

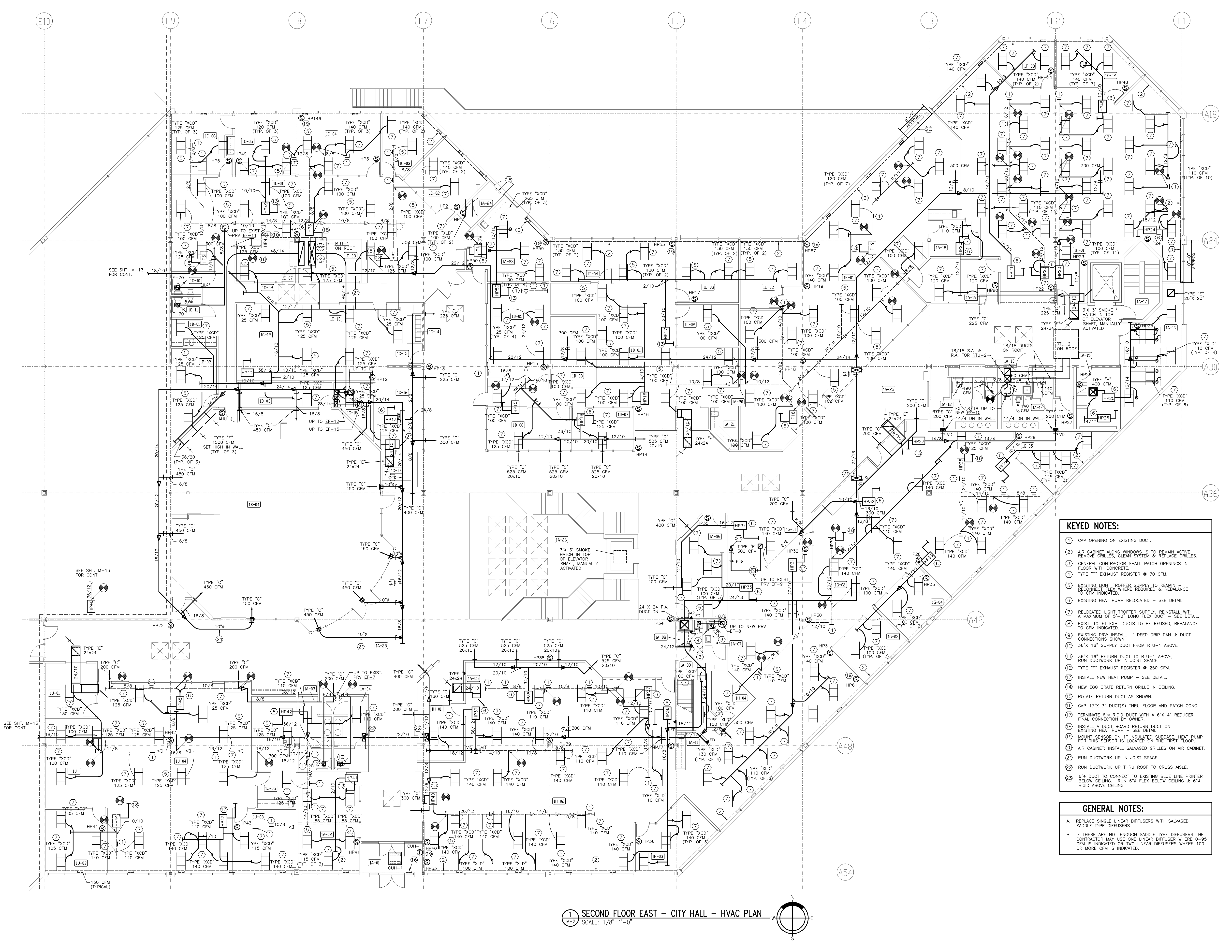
UPPER
MEZZ
LOWER

SECOND FLOOR EAST - CITY HALL - HVAC PLAN

COPYRIGHT 1993

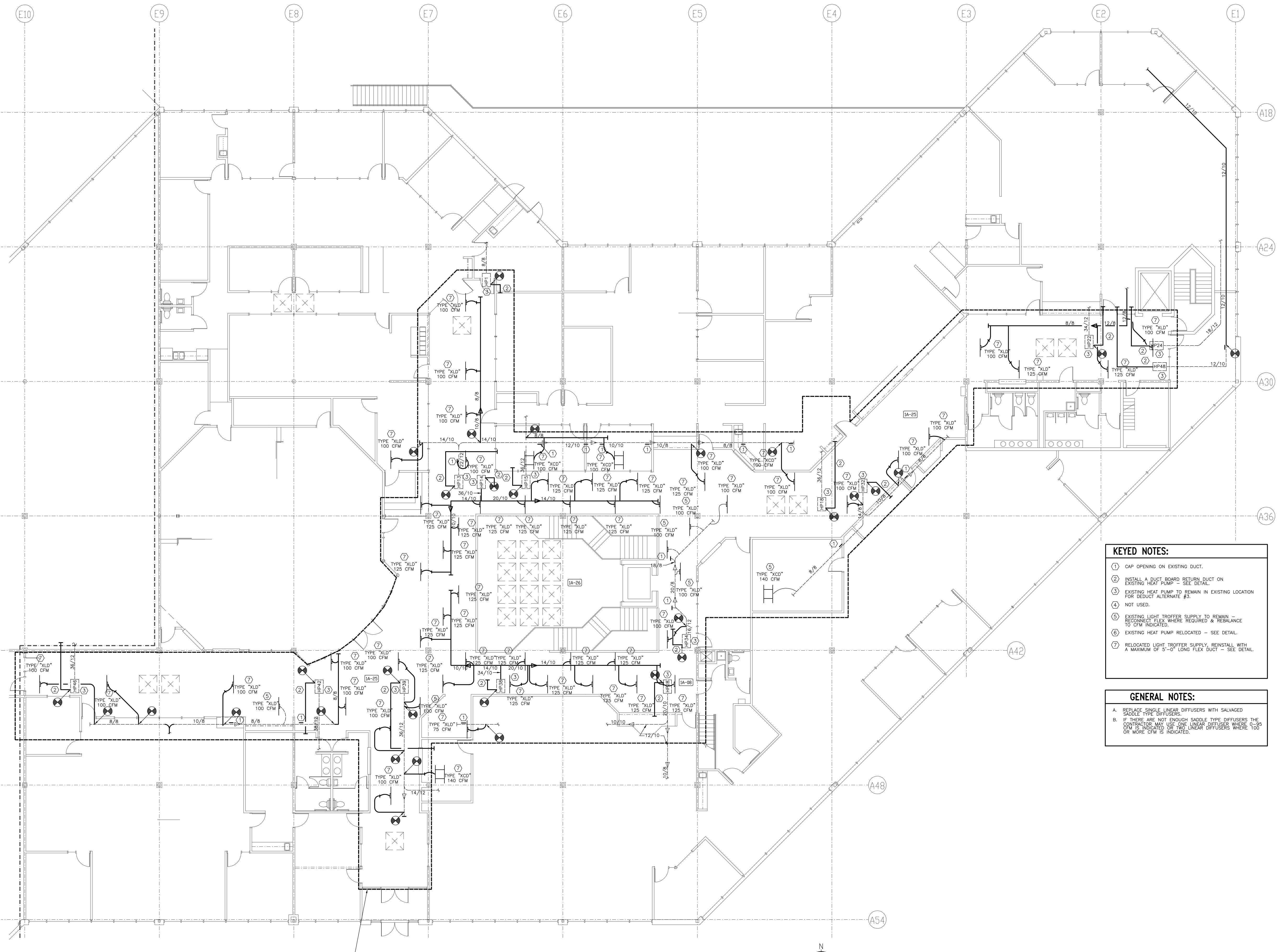
COMMISSION NO. 4009
FILE NO. 40218402.2100-06

SHEET NO.
M-2
OF 31



- KEYED NOTES:**
1. CAP OPENING ON EXISTING DUCT.
 2. AIR CABINET ALONG WINDOW IS TO REMAIN ACTIVE. REMOVE GRILLES, CLEAN SYSTEM & REPLACE GRILLES.
 3. GENERAL CONTRACTOR SHALL PATCH OPENINGS IN FLOOR WITH CONCRETE.
 4. TYPE "T" EXHAUST REGISTER @ 70 CFM.
 5. EXISTING HPV TRAFFIC SIGNALS TO REMAIN. EXISTING HPV EXHAUST DUCTS TO BE REUSED, REBALANCE TO CFM INDICATED.
 6. EXISTING HEAT PUMP RELOCATED - SEE DETAIL.
 7. RELOCATED LIGHT TRIGGER SUPPLY, RENEWAL WITH A MAXIMUM 18" 5" LONG FLEX DUCT - SEE DETAIL.
 8. EXISTING 14" 18" UP 10" 14" 4" DN IN WALL. EXISTING 14" 18" UP 10" 14" 4" DN IN WALL. EXISTING 14" 18" UP 10" 14" 4" DN IN WALL.
 9. EXISTING HEAT PUMP RELOCATED - SEE DETAIL.
 10. 36" X 4" RETURN DUCT TO RETU-1 ABOVE. RUN DUCTWORK UP IN JOIST SPACE.
 11. TYPE "T" EXHAUST REGISTER @ 250 CFM.
 12. INSTALL NEW HEAT PUMP - SEE DETAIL.
 13. NEW EGG CRATE RETURN GRILLE IN CEILING.
 14. ROTATE RETURN DUCT AS SHOWN.
 15. CAP 17" X 3" DUCT(S) THRU FLOOR AND PATCH CONC.
 16. TERMINATE 6" RIGID DUCT WITH A 6" X 4" REDUCER - FINAL CONNECTION BY OWNER.
 17. INSTALL A DUCT BOARD RETURN DUCT ON EXISTING HEAT PUMP - SEE DETAIL.
 18. MOUNT SENSOR ON 1" INSULATED SUBMERSE HEAT PUMP FOR THE SENSOR IS LOCKED ON THE FIRST FLOOR.
 19. AIR CABINET: INSTALL SALVAGED GRILLES ON AIR CABINET. RUN DUCTWORK UP IN JOIST SPACE.
 20. RUN DUCTWORK UP THRU ROOF TO CROSS ASBLE.
 21. 6" X 6" DUCT TO CONNECT TO EXISTING BLUE LINE DRAINER BELOW CEILING. RUN 6" X 6" FLEX BELOW CEILING & 6" X 6" RIGID ABOVE CEILING.
- GENERAL NOTES:**
- A. REPLACE SINGLE LINEAR DIFFUSERS WITH SALVAGED SADDLE TYPE DIFFUSERS.
- B. IF THERE ARE NOT ENOUGH SADDLE TYPE DIFFUSERS THE CONTRACTOR MAY USE ONE LINEAR DIFFUSER WHERE 0-90 CFM IS INDICATED OR TWO LINEAR DIFFUSERS WHERE 100 OR MORE CFM IS INDICATED.

SECOND FLOOR EAST - CITY HALL - HVAC PLAN
SCALE: 1/8"=1'-0"



TYPICAL OUTLINE OF HEAT PUMP LOCATIONS, EXISTING, ETC. THAT IS AFFECTED BY DUCTWORK ALTERNATE #3. SEE SHEET M-2 FOR GAGE ID.

SECOND FLOOR EAST - CITY HALL - HVAC PLAN
 SCALE: 1/8" = 1'-0"

DUCTWORK ALTERNATE #3 LEAVING CEILING IN CORRIDORS 14-105, 14-22, & 14-26 AT EXISTING HEIGHT.

- KEYED NOTES:**
- 1 CAP OPENING ON EXISTING DUCT.
 - 2 INSTALL A DUCT BOARD RETURN DUCT ON EXISTING HEAT PUMP - SEE DETAIL.
 - 3 EXISTING HEAT PUMP TO REMAIN IN EXISTING LOCATION FOR DUCT ALTERNATE #3.
 - 4 NOT USED.
 - 5 EXISTING LIGHT TROFFER SUPPLY TO REMAIN IN EXISTING LOCATION. WHERE REQUIRED BY PERFORMANCE TO CFM INDICATED.
 - 6 EXISTING HEAT PUMP RELOCATED - SEE DETAIL.
 - 7 RELOCATED LIGHT TROFFER SUPPLY. REINSTALL WITH A MAXIMUM OF 5'-0" LONG FLEX DUCT - SEE DETAIL.
- GENERAL NOTES:**
- A REPLACE SINGLE LINEAR DIFFUSERS WITH SALVAGED SADDLE TYPE DIFFUSERS.
 - B IF THERE ARE NOT ENOUGH SADDLE TYPE DIFFUSERS THE CONTRACTOR MAY USE ONE LINEAR DIFFUSER WHERE 100 CFM IS INDICATED OR ONE LINEAR DIFFUSERS WHERE 100 CFM IS INDICATED.

Cluts O'Brien Strother ARCHITECTS
 7500 MARKET PLACE DRIVE
 EDEN PRAIRIE, MN 55424
 (612)941-4822
 FAX 941-5902

I HEREBY CERTIFY THAT THE PLAN, SPECIFICATIONS, OR REPORT HAS BEEN PREPARED BY ME OR UNDER MY DIRECT SUPERVISION AND THAT I AM A DULY LICENSED ENGINEER UNDER THE LAWS OF THE STATE OF MINNESOTA.

DATE: 3/7/03

EXE INC.
 CONSULTING ENGINEERS
 1000 LINDSEY DRIVE
 EDEN PRAIRIE, MN 55424
 Phone (612) 948-8778 Fax 948-8005

ISSUE DATA
 DATE: 3/7/03

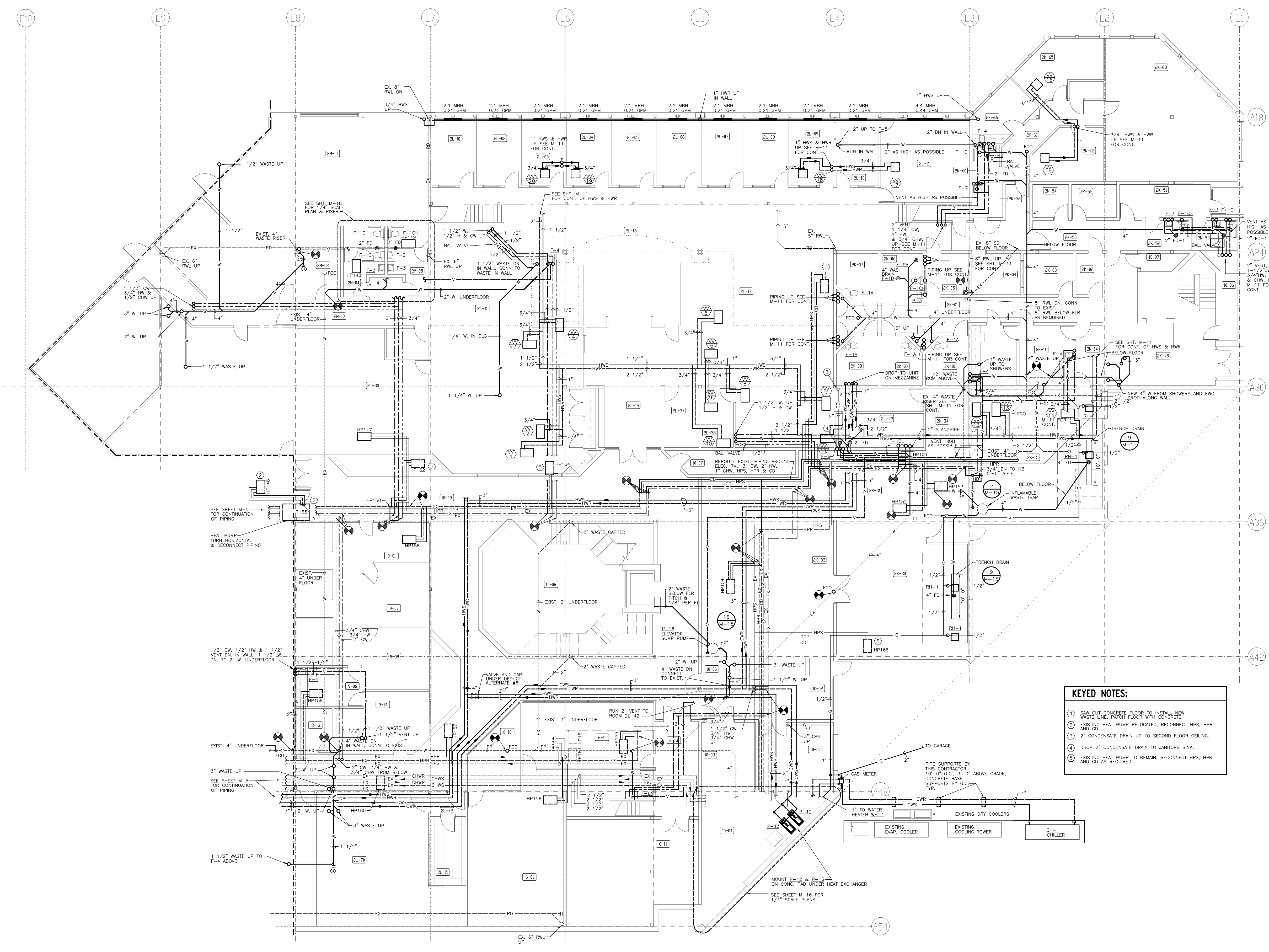
EDEN PRAIRIE CIVIC CENTER

UPPER
 MEZZ
 LOWER

SECOND FLOOR EAST - CITY HALL HVAC PLAN DED. ALT. #3
 COPYRIGHT 1993

COMMISSION NO. 4009
 FILE NO. 40210MCA.DWG-06

SHEET NO.
M-2A
 OF 31



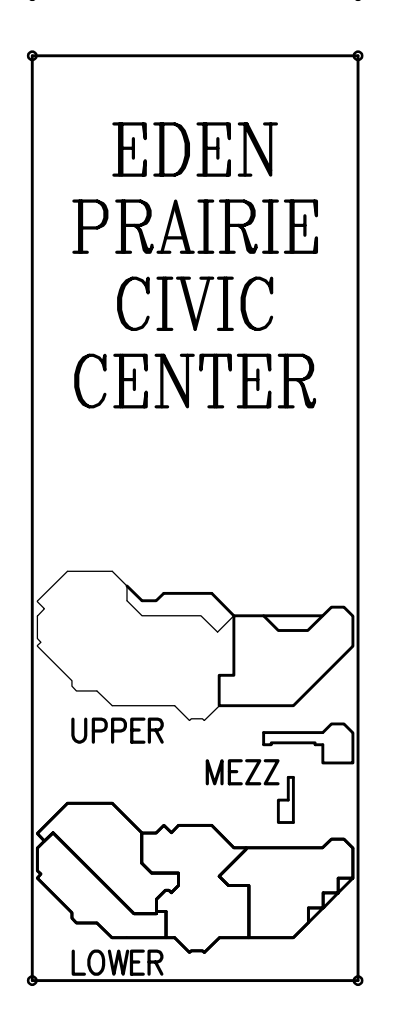
1 FIRST FLOOR EAST - POLICE DEPT. - PLUMBING PLAN
 SCALE: 1/8"=1'-0"

Cluts O'Brien Strother ARCHITECTS
 7530 MARKET PLACE DRIVE
 EDEN PRAIRIE, MN 55424
 (612)941-4822
 FAX 963-9822

I HEREBY CERTIFY THAT THE PLAN, SPECIFICATIONS, AND CONTRACT DOCUMENTS PREPARED BY ME OR UNDER MY DIRECT SUPERVISION AND THAT I AM A DULY LICENSED ENGINEER UNDER THE LAWS OF THE STATE OF MINNESOTA.

FXFD INC.
 CONSULTING ENGINEERS
 10000 UNIVERSITY AVENUE
 EDEN PRAIRIE, MN 55424
 Phone: (612) 948-8778 Fax: 948-8005

ISSUE DATA
 DATE: 3/7/93
 REVISION: 4/20/93
 ADD. & CORRECTION ITEMS
 REVISION NO. 1
 REVISION: P-12 & P-13, WASTE PIPING TO COM-2

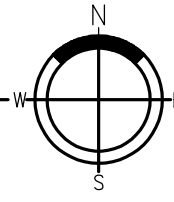
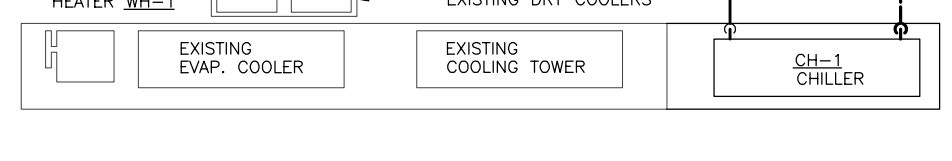


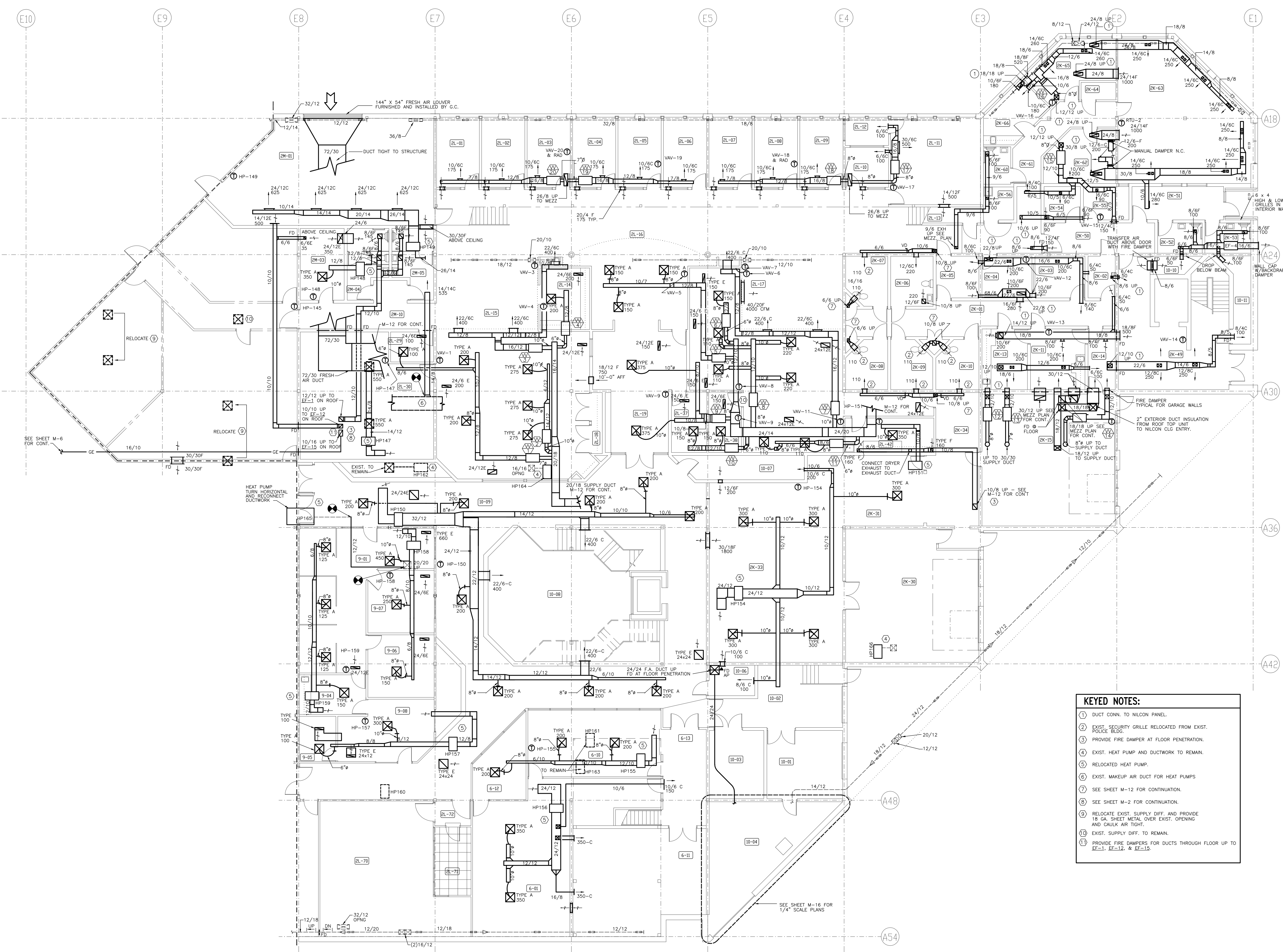
FIRST FLOOR EAST - POLICE DEPT. - PLUMBING PLAN
 COPYRIGHT 1993

COMMISSION NO. 40019
 FILE NO. 4021MOLLDWG-96

SHEET NO.
M-3
 OF 31

- KEYED NOTES:**
- 1) SINK OUT CONCRETE FLOOR TO INSTALL NEW WASTE LINE, PATCH FLOOR WITH CONCRETE.
 - 2) EXISTING HEAT PUMP RELOCATED, RECONNECT HPS, HWR AND CO.
 - 3) 2" CONDENSATE DRAIN UP TO SECOND FLOOR CEILING.
 - 4) SUMP 2" CONDENSATE DRAIN TO JANITORS SINK.
 - 5) EXISTING HEAT PUMP TO REMAIN, RECONNECT HPS, HWR AND CO AS REQUIRED.





FIRST FLOOR EAST - POLICE DEPARTMENT - HVAC PLAN

 SCALE: 1/8"=1'-0"

- KEYED NOTES:**
- 1) DUCT CONN. TO MASON PANEL.
 - 2) EXIST SECURITY GRILLE RELOCATED FROM EXIST. POLICE BLDG.
 - 3) PROVIDE FIRE DAMPER AT FLOOR PENETRATION.
 - 4) EXIST HEAT PUMP AND ELECTRICK TO REMAIN.
 - 5) RELOCATED HEAT PUMP.
 - 6) EXIST MAKEUP AIR DUCT FOR HEAT PUMPS.
 - 7) SEE SHEET M-12 FOR CONTINUATION.
 - 8) SEE SHEET M-2 FOR CONTINUATION.
 - 9) REDUCE EXIST SUPPLY DUCT AND PROVIDE 18 GA. SHEET METAL OVER EXIST OPENING AND CALK AIR TIGHT.
 - 10) EXIST SUPPLY DUCT TO REMAIN.
 - 11) PROVIDE FIRE DAMPERS FOR DUCTS THROUGH FLOOR UP TO 87-1, 87-32, & 87-35.

**Cluts
O'Brien
Strother
ARCHITECTS**

7530 MARKET PLACE DRIVE
EDEN PRAIRIE, MN 55424
(612)941-4822
FAX 941-9492

I HEREBY CERTIFY THAT THE PLAN, SPECIFICATIONS, OR REPORT WAS PREPARED BY ME OR UNDER MY DIRECT SUPERVISION AND THAT I AM A DULY LICENSED ENGINEER UNDER THE LAWS OF THE STATE OF MINNESOTA.

DATE: _____
BY: _____

**EVD
INC.**
CONSULTING ENGINEERS
1000 W. WASHINGTON AVE.
EDEN PRAIRIE, MN 55424
Phone: (612) 948-9778 Fax: 948-9005

ISSUE DATA
DATE: 3/7/93
REVISED: 4/20/93
NO. & DESCRIPTION OF REVISIONS
1. BULLETIN NO. 1. FIRE DAMPERS

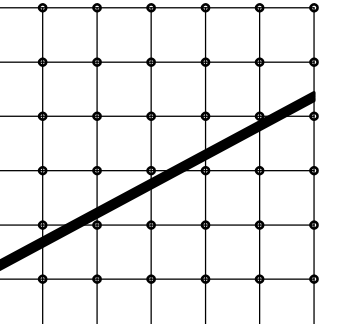
UPPER
MEZZ
LOWER

FIRST FLOOR EAST - POLICE DEPT. - HVAC PLAN

COPYRIGHT 1993

COMMISSION NO. 40019
FILE NO. 402104/04/06-96

SHEET NO.
M-4
OF 31



**Cluts
O'Brien
Strother
ARCHITECTS**

7530 MARKET PLACE DRIVE
EDEN PRAIRIE, MN 55424
(612)941-4822
FAX 941-5812

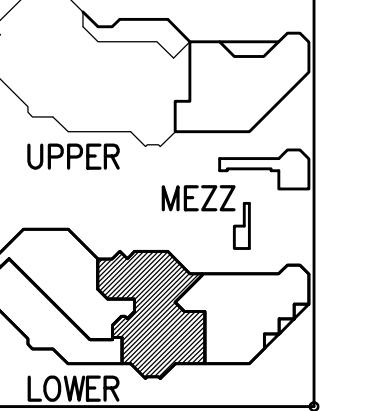
I HEREBY CERTIFY THAT THIS PLAN, SPECIFICATION, OR REPORT WAS PREPARED BY ME OR UNDER MY DIRECT SUPERVISION AND THAT I AM A DULY LICENSED ENGINEER UNDER THE LAWS OF THE STATE OF MINNESOTA.

DATE: 3/27/93
BY: [Signature]



ISSUE DATA
DATE: 3/27/93
REVISED: 4/20/93
ADD. & CLARIFICATION ITEMS

EDEN PRAIRIE CIVIC CENTER



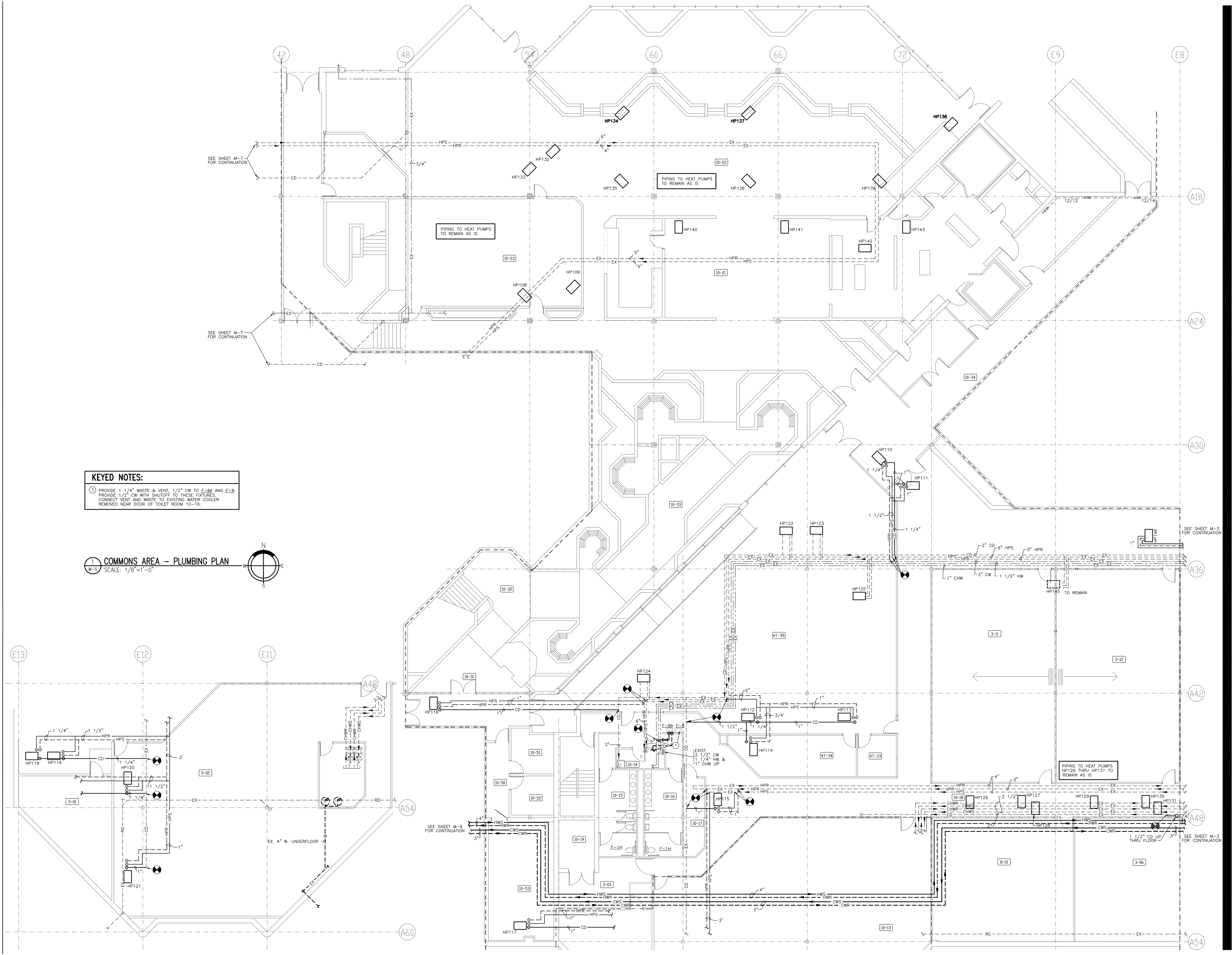
FIRST FLOOR COMMONS AREA PLUMBING PLAN

COPYRIGHT 1993

COMMISSION NO. 4009

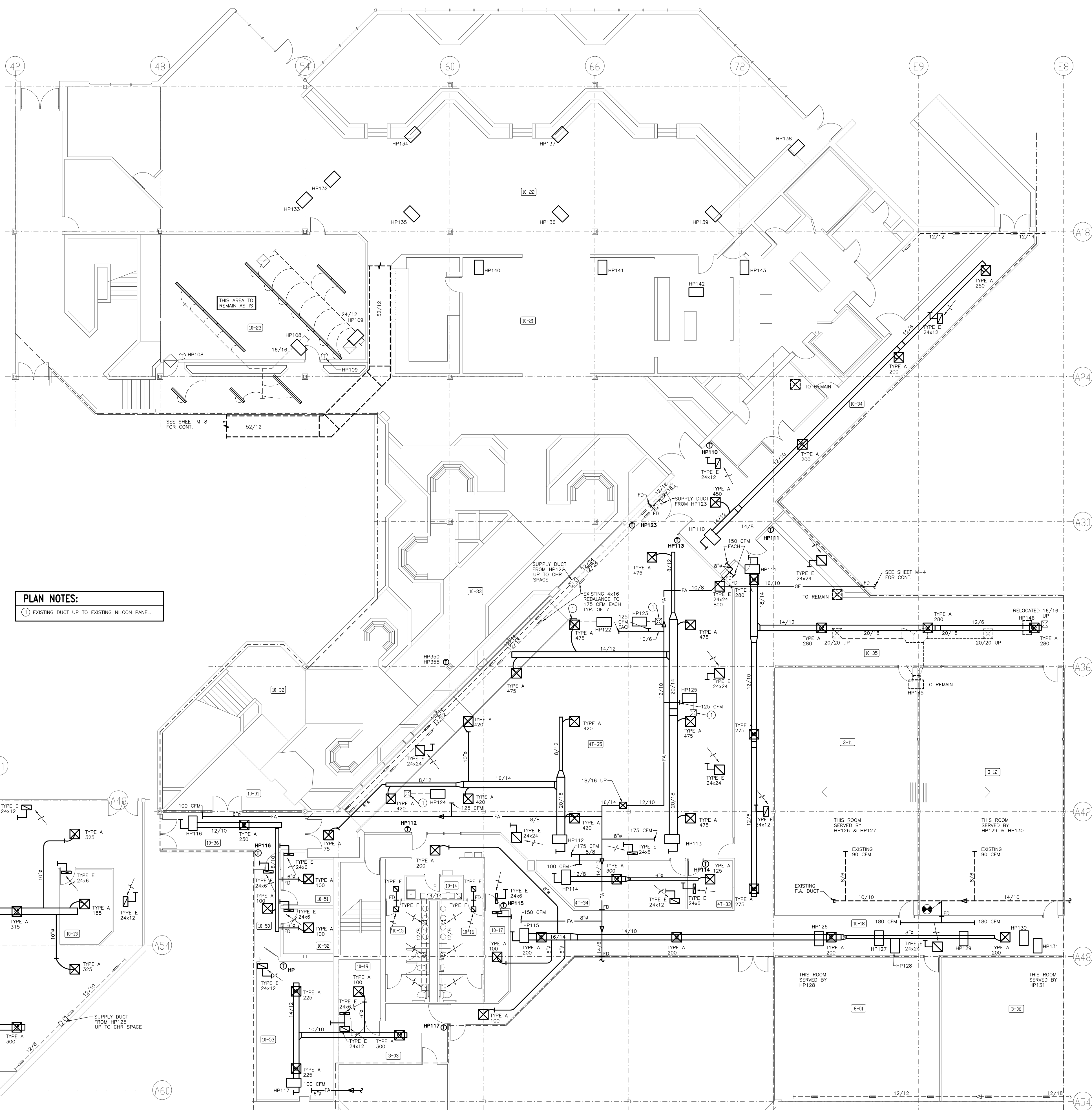
FILE NO. 4009MPLDW-96

SHEET NO.
M-5
of 31



KEYED NOTES:
① PROVIDE 1 1/4" WASTE & VENT, 1/2" CW TO E-38 AND E-39
② PROVIDE 1/2" CW WITH SHOWER TO THESE EXISTING
③ CONNECT EXISTING WASTE TO EXISTING WATER COOLER
④ REMOVE NEAR DOOR OF TOILET ROOM 10-16.

COMMONS AREA - PLUMBING PLAN
SCALE: 1/8"=1'-0"
N



COMMONS AREA - HVAC PLAN
SCALE: 1/8"=1'-0"

PLAN NOTES:
 1) EXISTING DUCT UP TO EXISTING NEELON PANEL.

Cluts O'Brien Strother ARCHITECTS
 7530 MARKET PLACE DRIVE
 EDEN PRAIRIE, MN 55424
 (612) 941-4822
 FAX 941-3902

I HEREBY CERTIFY THAT THIS PLAN REPRESENTS THE WORK OF AN ARCHITECT REGISTERED IN THE STATE OF MINNESOTA.

EVE INC.
 CONSULTING ENGINEERS
 100 W. LEXINGTON BLVD. SUITE 200
 PHILADELPHIA, PA 19106
 Phone: (610) 688-8778 Fax: 688-8005

ISSUE DATA

DATE: 3/27/93
REVISED: 4/20/93
NO. & DESCRIPTION OF REVISIONS
REVISION NO. 1
(MAKE IN DUCTS)

EDEN PRAIRIE CIVIC CENTER

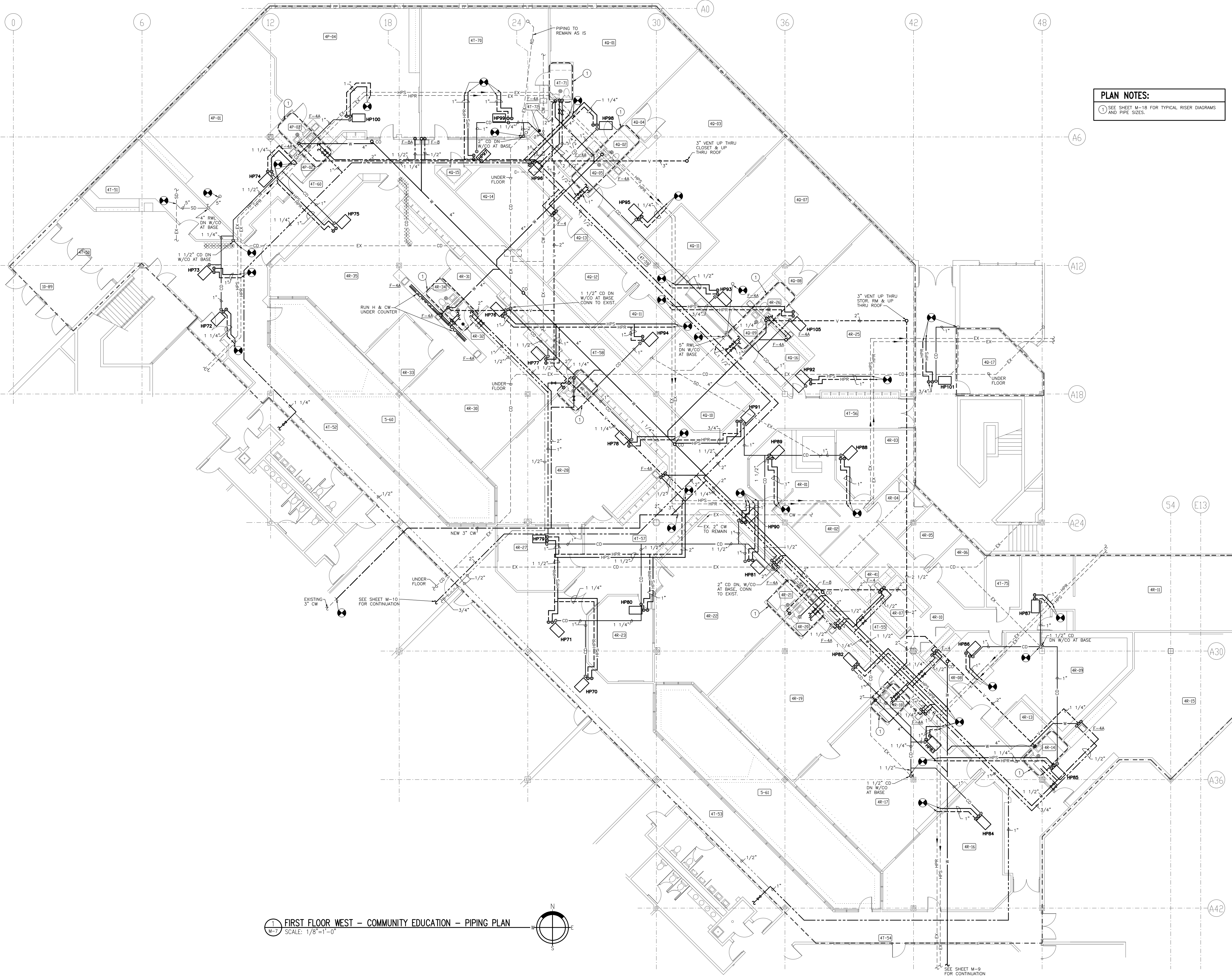
UPPER MEZZ
LOWER

FIRST FLOOR COMMONS AREA HVAC PLAN

COPYRIGHT 1993

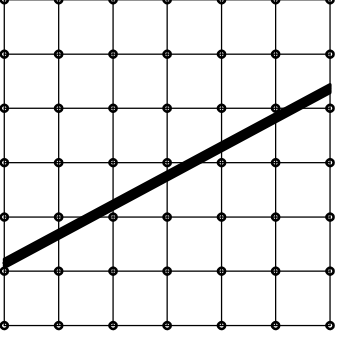
COMMISSION NO. 40019
 FILE NO. 4021000100-06

SHEET NO.
M-6
 of 31



PLAN NOTES:
 ① SEE SHEET M-10 FOR TYPICAL RISEN DIAGRAMS AND PIPE SIZES.

① FIRST FLOOR WEST - COMMUNITY EDUCATION - PIPING PLAN
 SCALE: 1/8"=1'-0"



**Cluts
 O'Brien
 Strother
 ARCHITECTS**
 7530 MARKET PLACE DRIVE
 EDEN PRAIRIE, MN 55424
 (612)941-4822
 FAX 941-3942

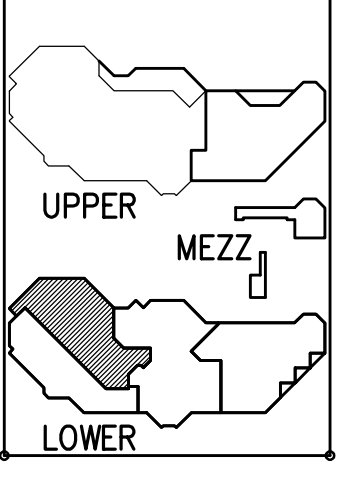
I HEREBY CERTIFY THAT THE PLAN, SPECIFICATIONS, OR REPORT WAS PREPARED BY ME OR UNDER MY DIRECT SUPERVISION AND THAT I AM A DULY LICENSED ENGINEER UNDER THE LAWS OF THE STATE OF MINNESOTA.

EVE INC.
 ASSOCIATED ENGINEERS
 100 LAMAR AVENUE, SUITE 200
 EDEN PRAIRIE, MN 55424
 Phone (612) 948-9778 Fax 948-8005

ISSUE DATA

DATE: 3/27/93
REVISED: 4/20/93
ADD. AND. & CLARIFICATION ITEMS

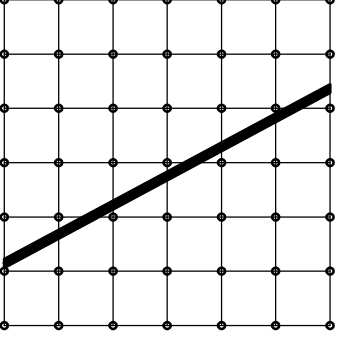
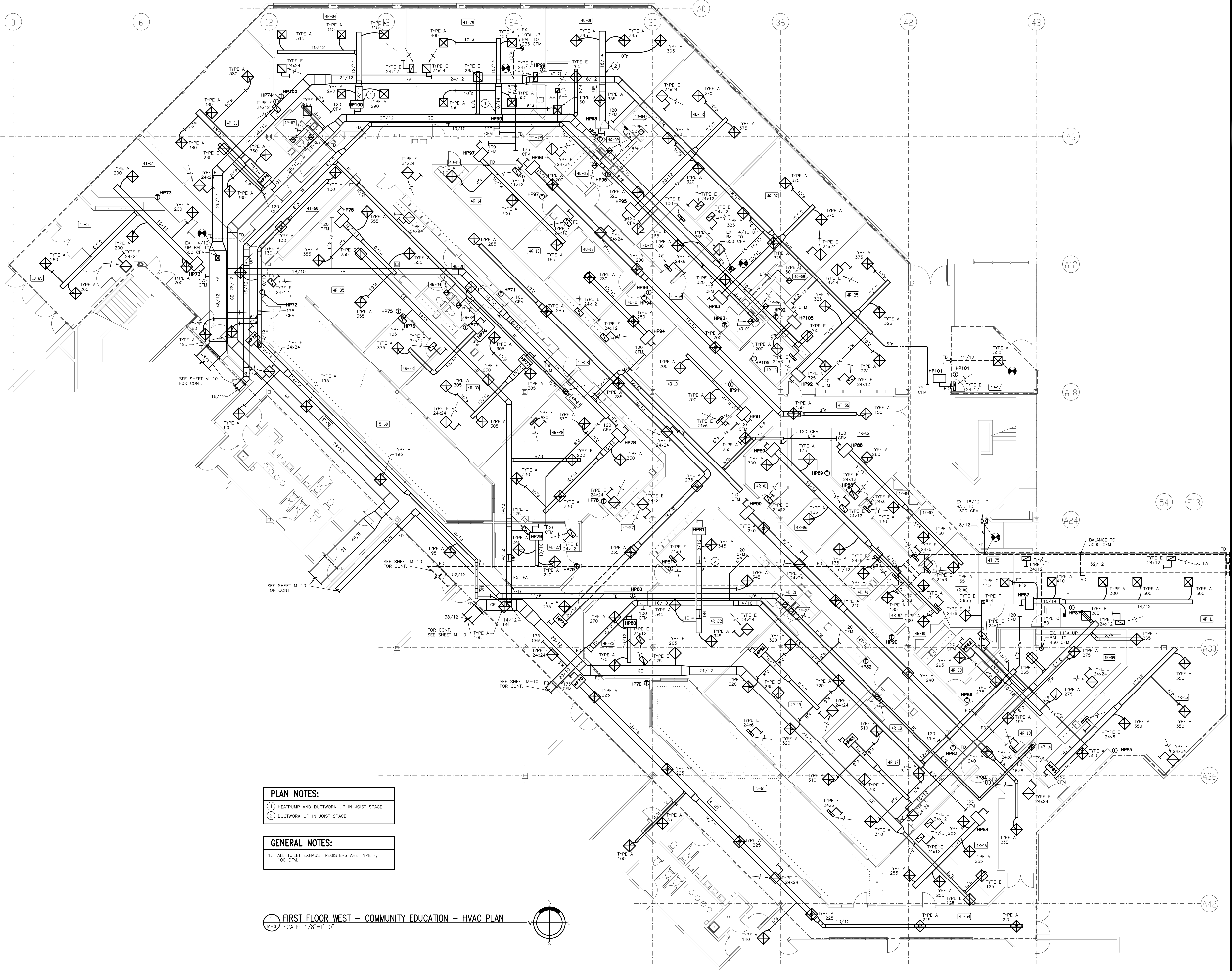
EDEN PRAIRIE CIVIC CENTER



FIRST FLOOR WEST - COMMUNITY EDUCATION - PIPING PLAN
 COPYRIGHT 1993

COMMISSION NO. 40019
 FILE NO. 40210M07/2W-06

SHEET NO.
M-7
 OF 31



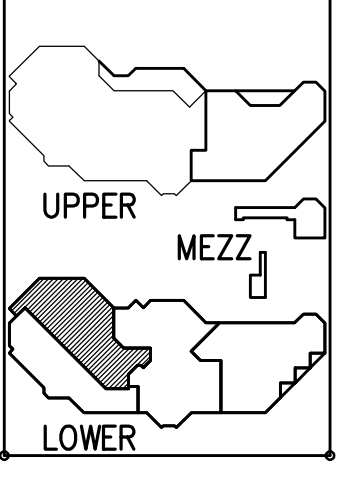
**Cluts
O'Brien
Strother
ARCHITECTS**
7530 MARKET PLACE DRIVE
EDEN PRAIRIE, MN 55424
(612)941-4822
FAX 941-5942

I HEREBY CERTIFY THAT THE PLAN, SPECIFICATIONS, AND REPORTS AND ALL WORK SHOWN HEREON ARE THE WORK OF ME OR UNDER MY DIRECT SUPERVISION AND THAT I AM A LICENSED PROFESSIONAL ENGINEER UNDER THE LAWS OF THE STATE OF MINNESOTA.
DATE: _____ BY: _____

EYE INC.
ASSOCIATED ENGINEERS
1000 W. WASHINGTON ST. SUITE 200
EDEN PRAIRIE, MN 55424
Phone: (612) 941-8778 Fax: 941-8005

ISSUE DATA
DATE: 3/7/93
REVISED: 4/20/93
NO. & CLASSIFICATION REVISIONS

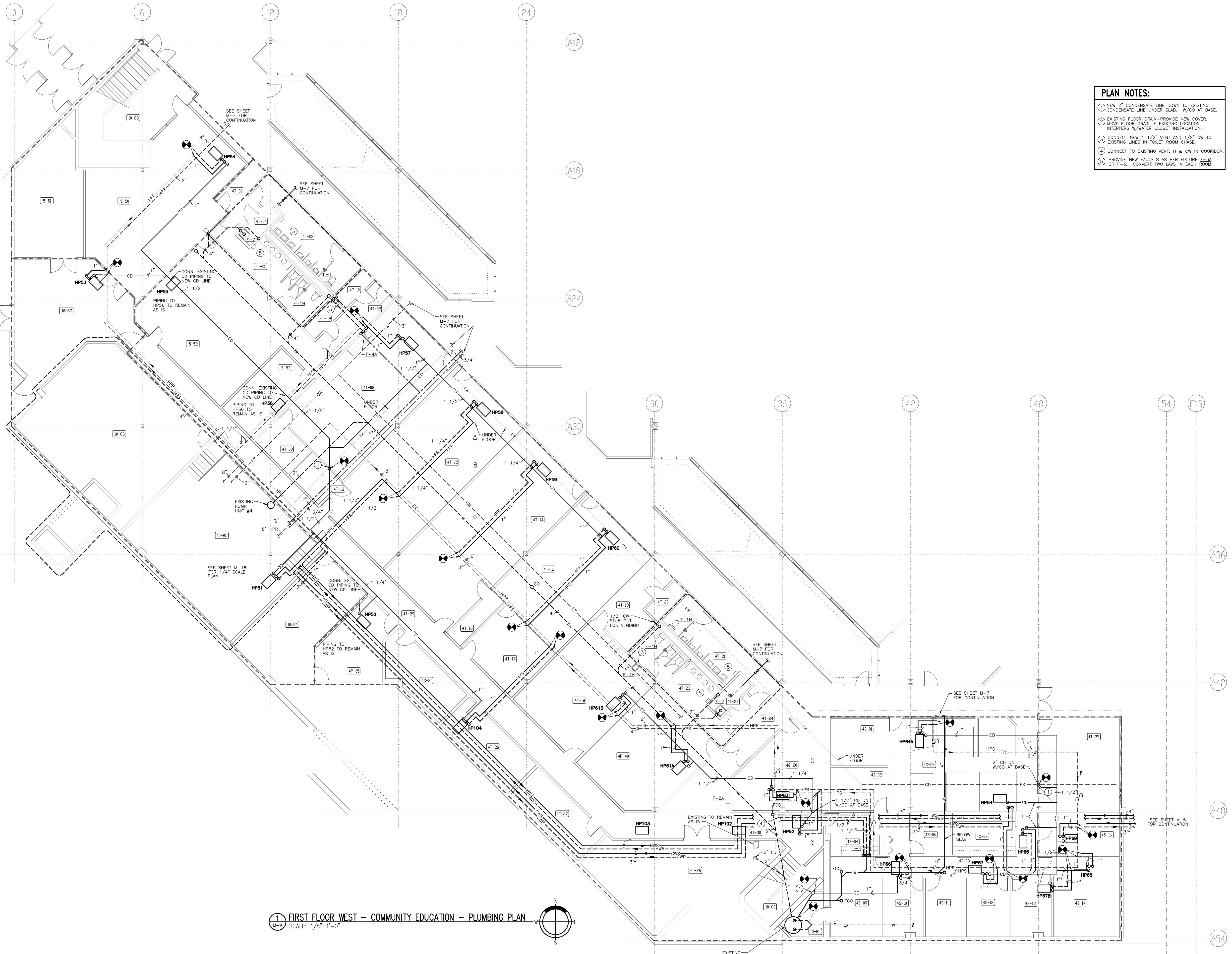
EDEN PRAIRIE CIVIC CENTER



FIRST FLOOR WEST - COMMUNITY EDUCATION - HVAC PLAN
COPYRIGHT 1993

COMMISSION NO. 40019
FILE NO. 40210MLDHW-96

SHEET NO.
M-8
of 31



FIRST FLOOR WEST - COMMUNITY EDUCATION - PLUMBING PLAN
SCALE: 1/8"=1'-0"

- PLAN NOTES:**
- NEW 2" CONDENSATE LINE DOWN TO EXISTING CONDENSATE LINE UNDER SLAB. W/CD AT BASE.
 - EXISTING FLOOR DRAIN-PROVIDE NEW COVER.
 - MOVE FLOOR DRAIN IF EXISTING LOCATION INTERFERES W/WATER CLOSET INSTALLATION.
 - CONNECT NEW 1 1/2" VENT AND 1/2" CW TO EXISTING LINES IN TOILET ROOM CHASE.
 - CONNECT TO EXISTING VENT. H & CW IN CORRIDOR.
 - PROVIDE NEW FRANCES AS PER FUTURE E-3A OR E-3. CONVERT TWO LAVS IN EACH ROOM.

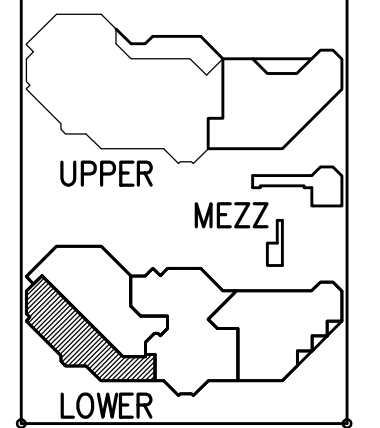
Cluts O'Brien Strother ARCHITECTS
7530 MARKET PLACE DRIVE
EDEN PRAIRIE, MN 55424
(612)941-4822
FAX 952-982

I HEREBY CERTIFY THAT THE PLAN, SPECIFICATIONS OR REPORT HAS BEEN PREPARED BY ME OR UNDER MY DIRECT SUPERVISION AND THAT I AM A BUILT RECORDS ENGINEER UNDER THE LAWS OF THE STATE OF MINNESOTA.

EVE INC.
CONSULTING ENGINEER
7101 SHARPS BLVD. SUITE 200
EDEN PRAIRIE, MN 55424
Phone: (612) 948-9796 Fax: 952-888-8005

ISSUE DATA
DATE: 3/7/93
REVISED: 4/20/93
NO. & CLASSIFICATION REVISIONS

EDEN PRAIRIE CIVIC CENTER

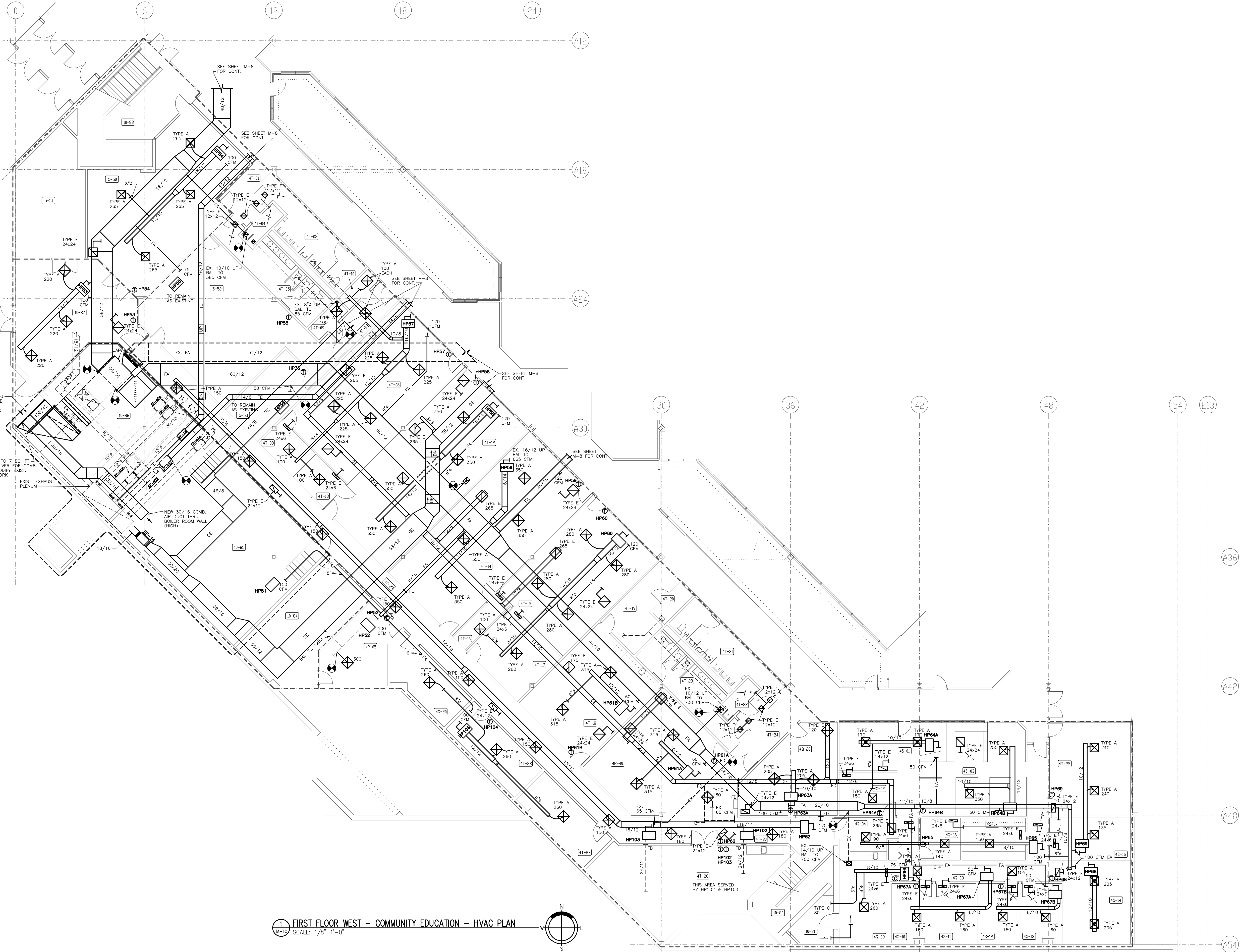


FIRST FLOOR WEST - COMMUNITY EDUCATION - PLUMBING PLAN

COPYRIGHT 1993

COMMISSION NO. 40019
FILE NO. 4021008.DWG-06

SHEET NO.
M-9
OF 31



FIRST FLOOR WEST - COMMUNITY EDUCATION - HVAC PLAN
 SCALE: 1/8" = 1'-0"

**Cluts
 O'Brien
 Strother
 ARCHITECTS**
 7530 MARKET PLACE DRIVE
 EDEN PRAIRIE, MN 55424
 (612)941-4822
 FAX 965-5892

I HEREBY CERTIFY THAT THIS PLAN, SPECIFICATION, OR REPORT WAS PREPARED BY ME OR UNDER MY DIRECT SUPERVISION AND THAT I AM A DULY LICENSED ENGINEER UNDER THE LAWS OF THE STATE OF MINNESOTA.
 DATE: _____ REG. NO.: _____

EVX INC.
 ASSOCIATED ENGINEERS
 1100 LAMAR AVE. SUITE 200
 EDEN PRAIRIE, MN 55424
 Phone: (612) 948-9776 Fax: 948-8005

ISSUE DATA
DATE: 3/7/93
REVISED: 4/20/93
ADD. & CLARIFICATION ITEMS

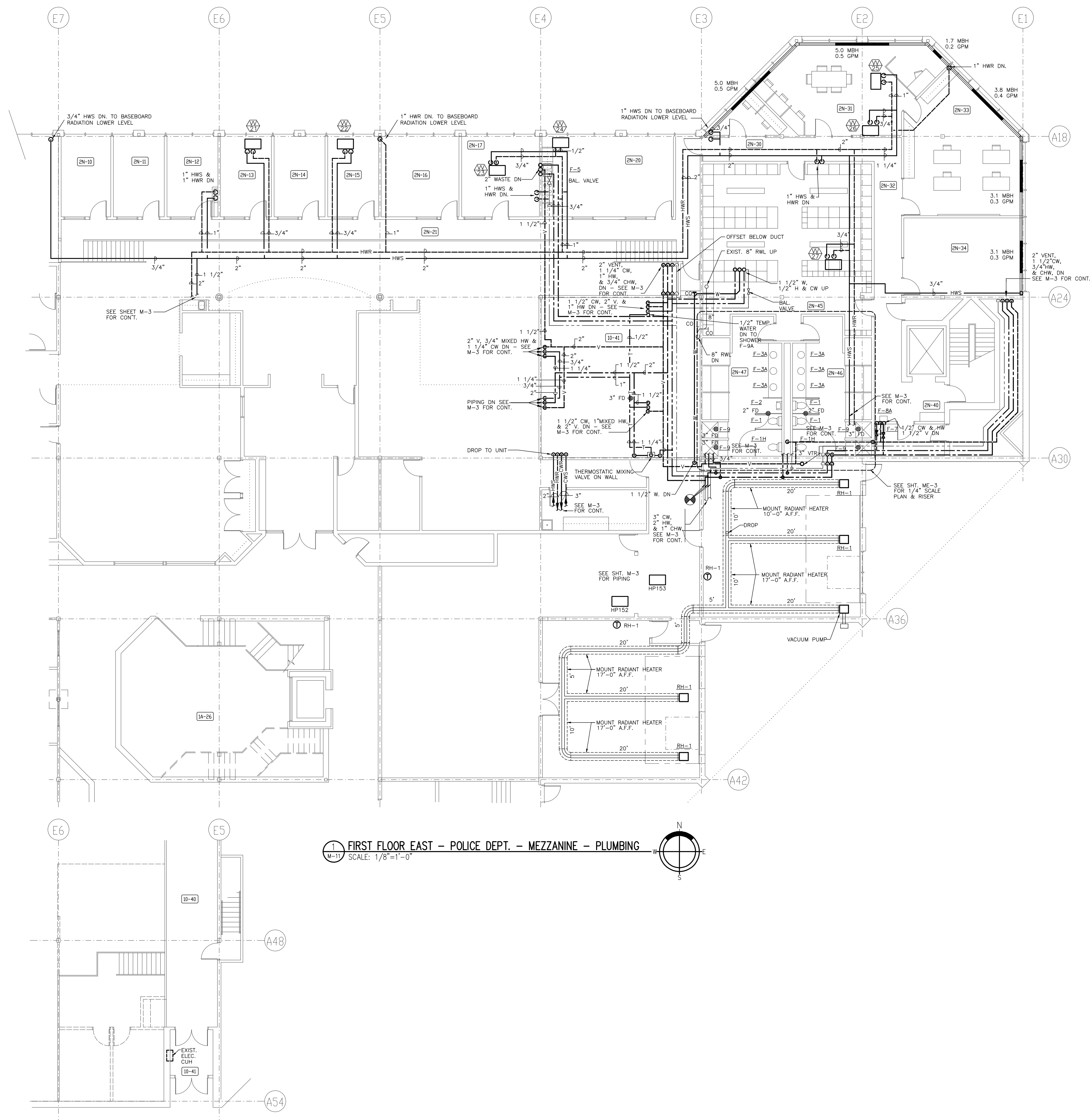
EDEN PRAIRIE CIVIC CENTER

UPPER
 MEZZ.
 LOWER

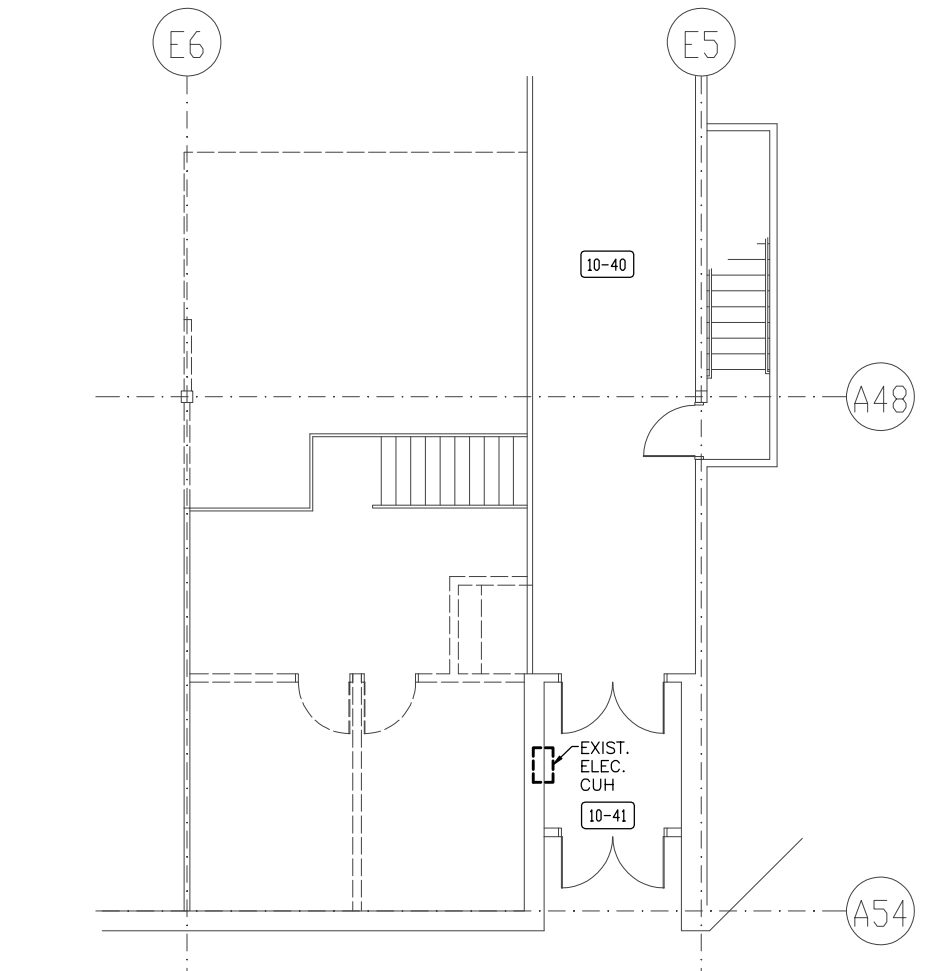
FIRST FLOOR WEST - COMMUNITY EDUCATION - HVAC PLAN
 COPYRIGHT 1993

COMMISSION NO. 4009
 FILE NO. 4021010.DWG-06

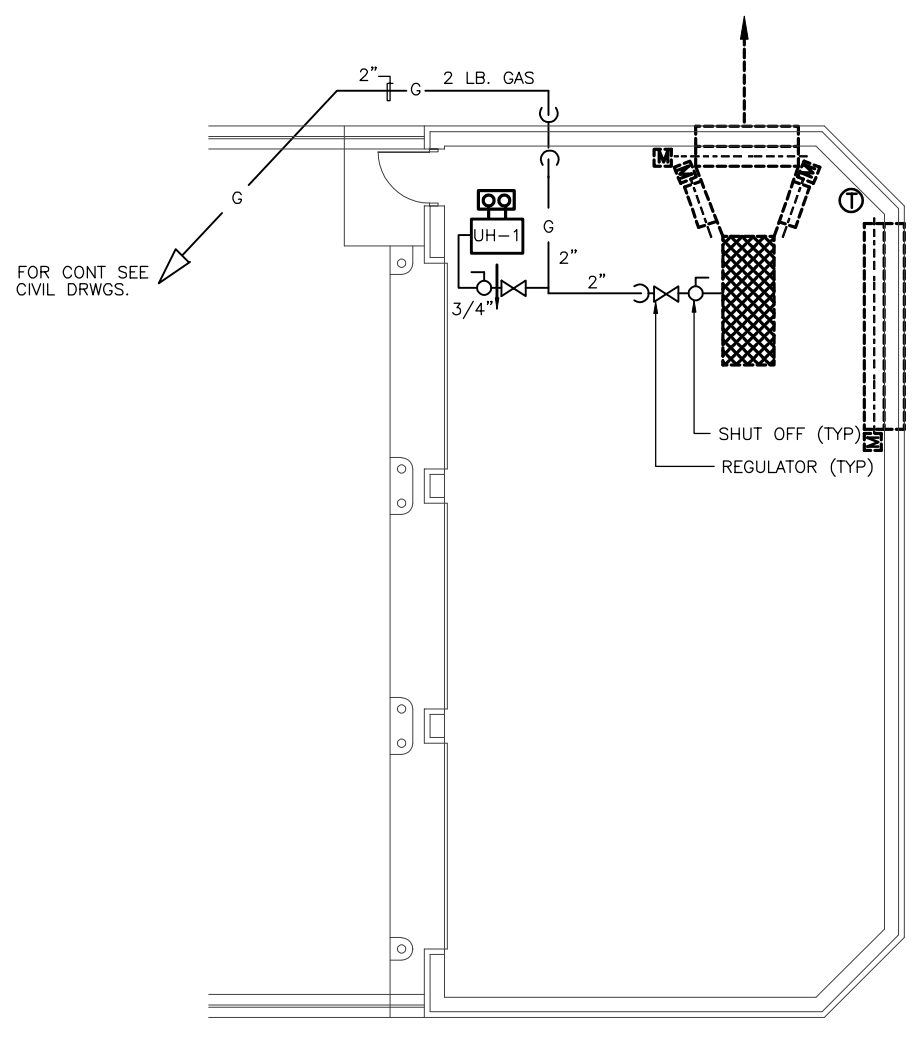
SHEET NO.
M-10
 OF 31



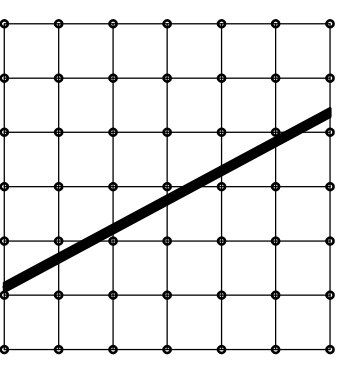
1 FIRST FLOOR EAST - POLICE DEPT. - MEZZANINE - PLUMBING
SCALE: 1/8"=1'-0"



2 FIRST FLOOR SOUTHEAST - MEZZANINE PLUMBING PLAN
SCALE: 1/8"=1'-0"



3 GARAGE FLOOR PLAN
SCALE: 1/8"=1'-0"



**Cluts
O'Brien
Strother
ARCHITECTS**

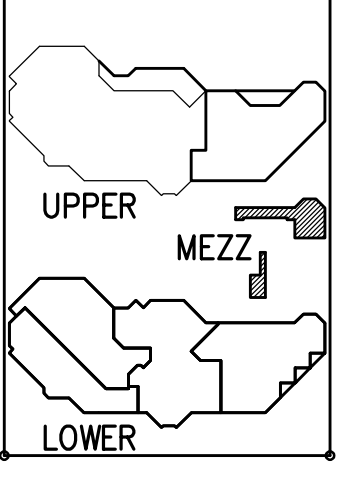
7530 MARKET PLACE DRIVE
EDEN PRAIRIE, MN 55424
(612)941-4822
FAX 941-5942

I HEREBY CERTIFY THAT THIS PLAN
REPRESENTS AN ORIGINAL AND CORRECT
SUPERVISION AND THAT I AM A LICENSED
PROFESSIONAL ENGINEER UNDER THE
LAWS OF THE STATE OF MINNESOTA.

DATE: 3/27/93
REVISED: 4/20/93

ISSUE DATA
DATE: 3/27/93
REVISED: 4/20/93
NO. & DESCRIPTION REVISIONS
QUALITY NO. 1. DELETE FROM 30
CON-2 & CON-3.

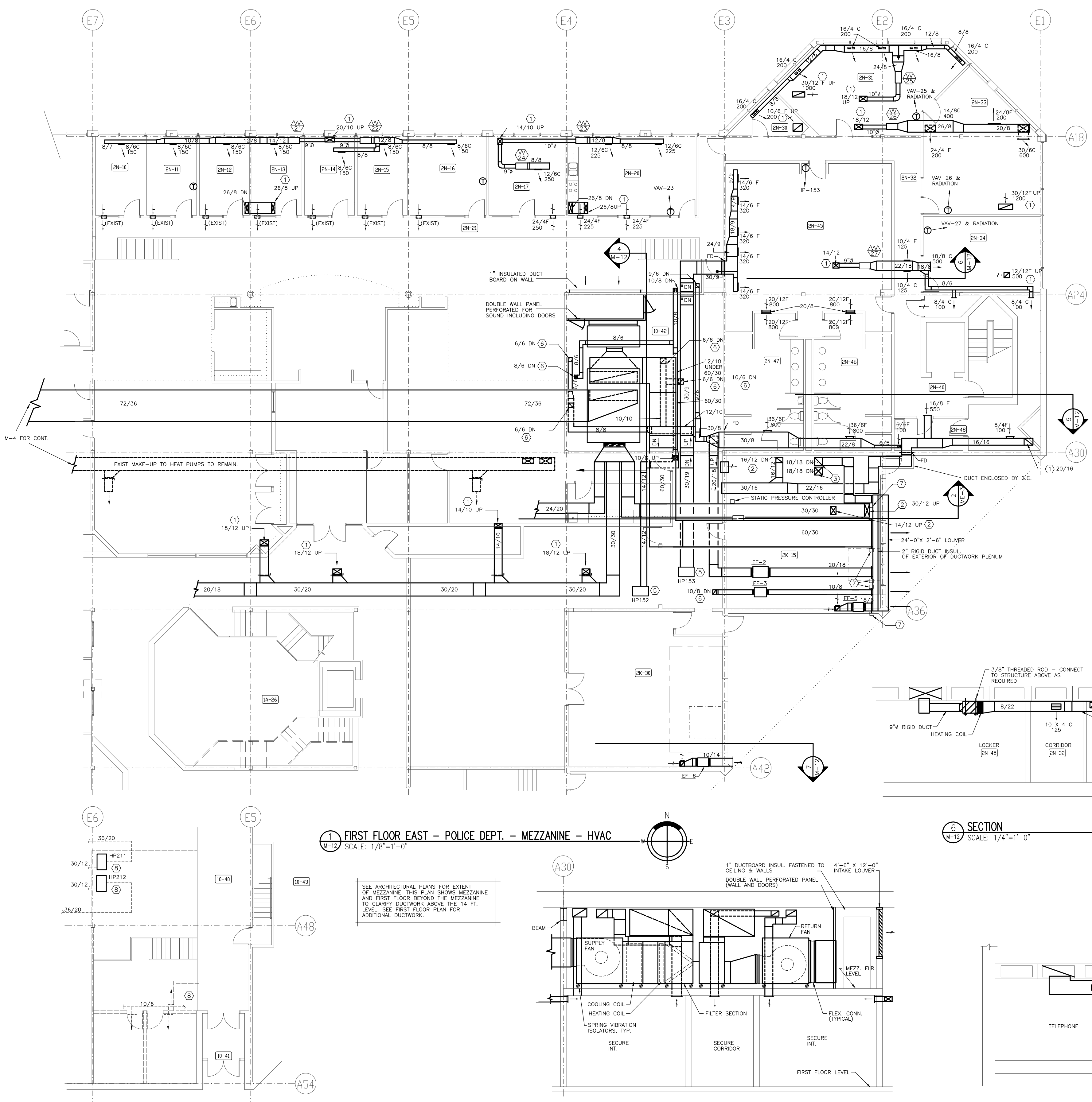
**EDEN
PRAIRIE
CIVIC
CENTER**



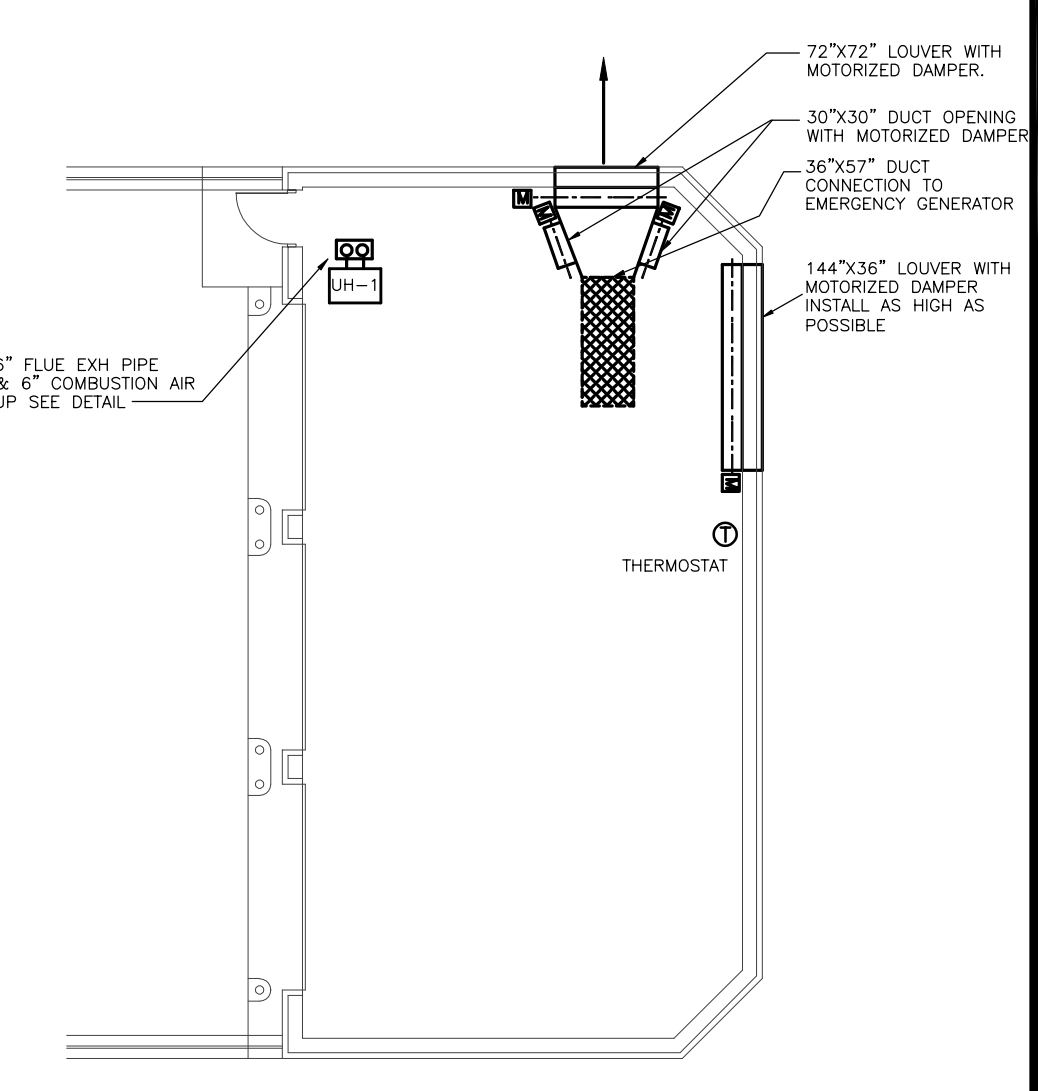
**FIRST FLOOR
EAST -
POLICE
DEPT. -
MEZZANINE -
PLUMBING**

COMMISSION NO. 40019
FILE NO. 40200111DW-06

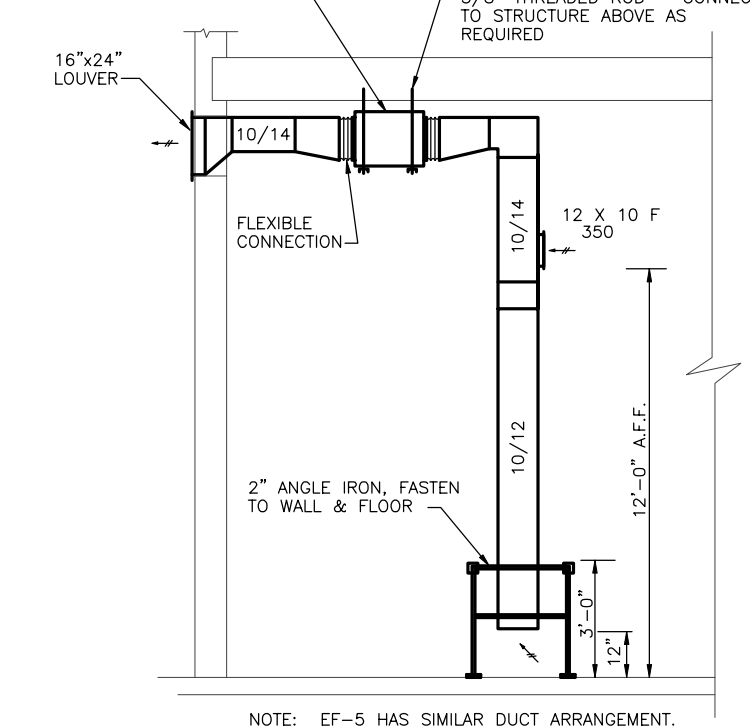
SHEET NO.
M-11
OF 31



- KEY NOTES:**
- ① DUCT CONNECT TO NILONON CEILING PLANK WITH FIRE DAMPER
 - ② DUCT CONNECT TO NILONON CEILING PLANK WITH FIRE DAMPER
 - ③ FIRE DAMPER AT FLOOR PENETRATION
 - ④ DUCT SHALL CONNECT TO SHEET METAL PLENUM ON BACK SIDE OF LOUVER
 - ⑤ RELOCATED HEAT PUMP
 - ⑥ SEE SHEET M-4 FOR CONTINUATION
 - ⑦ MOTORIZED DAMPER
 - ⑧ EXISTING HEAT PUMP AND DUCTWORK TO REMAIN



SECTION
SCALE: 1/8"=1'-0"



SECTION
SCALE: 1/4"=1'-0"

SECTION
SCALE: 1/8"=1'-0"

SECTION THRU MEZZANINE
SCALE: 1/4"=1'-0"

SECTION
SCALE: 1/4"=1'-0"

Cluts O'Brien Strother ARCHITECTS
7530 MARKET PLACE DRIVE
EDEN PRAIRIE, MN 55044
(612) 941-4822
FAX 941-5942

I HEREBY CERTIFY THAT THE PLAN, SPECIFICATIONS, AND CONTRACT DOCUMENTS PREPARED BY ME OR UNDER MY SUPERVISION AND THAT I AM A LICENSED PROFESSIONAL ARCHITECT IN THE STATE OF MINNESOTA.

EVD INC.
CONSULTING ENGINEERS
1901 LEXINGTON AVENUE, SUITE 200
PHOENIX, ARIZONA 85016
PHONE (602) 998-9778 FAX 998-8005

ISSUE DATA
DATE: 3/27/93
REVISED: 4/20/93
NO. AND DESCRIPTION OF REVISIONS

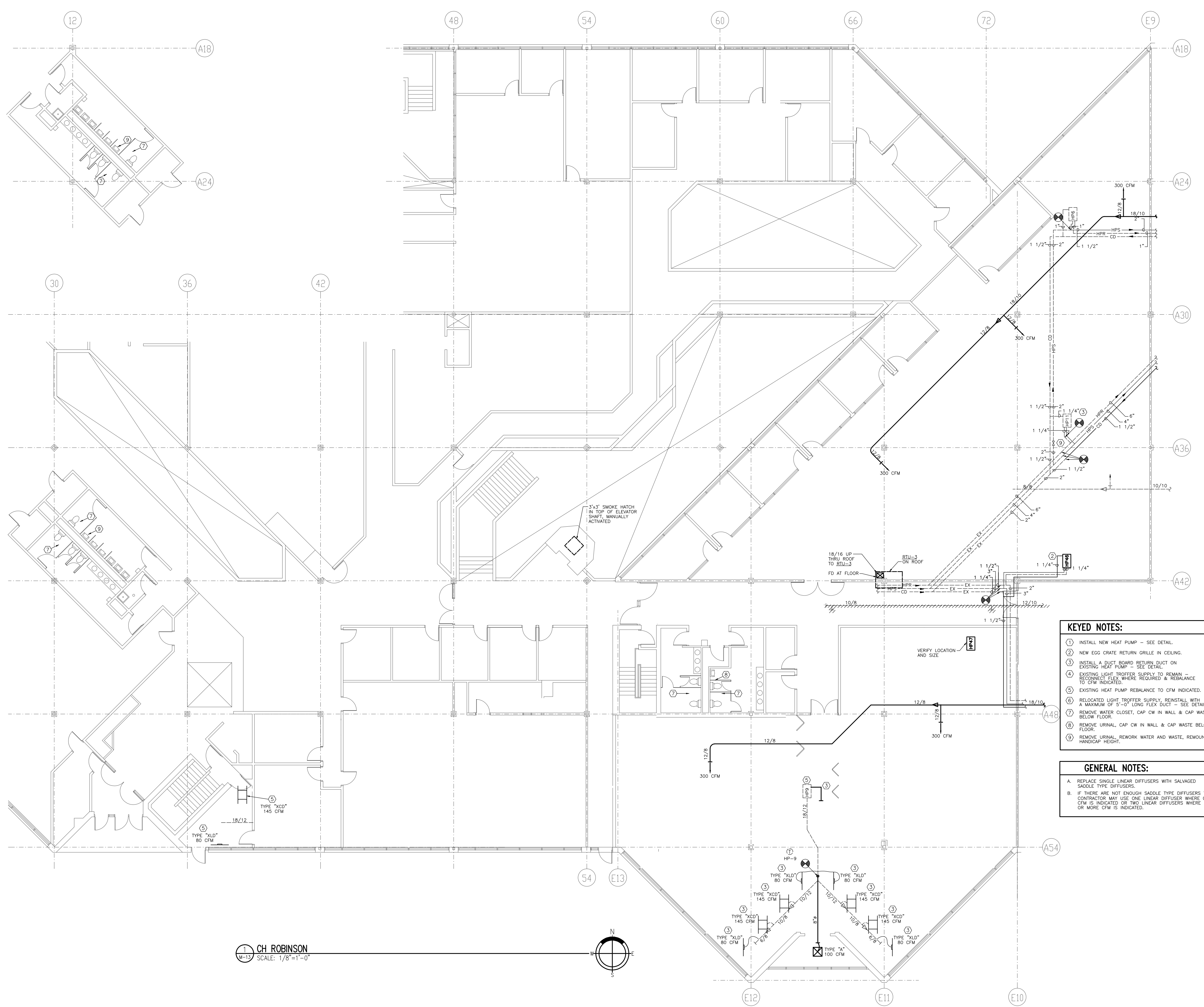
EDEN PRAIRIE CIVIC CENTER

UPPER
MEZZ
LOWER

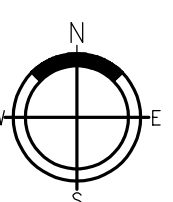
FIRST FLOOR EAST - POLICE DEPT. - MEZZANINE - HVAC
COPYRIGHT 1993

COMMISSION NO. 4009
FILE NO. 4009M12JW-06

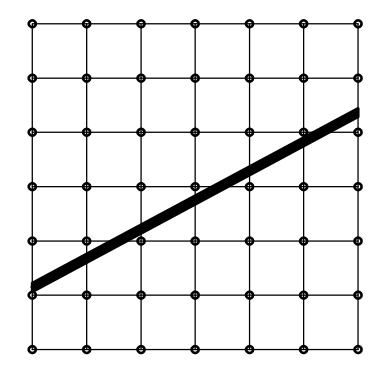
SHEET NO.
M-12
OF 31



CH ROBINSON
SCALE: 1/8"=1'-0"



- KEYED NOTES:**
- 1 INSTALL NEW HEAT PUMP - SEE DETAIL.
 - 2 NEW EED CRATE RETURN GRILLE IN ROOM.
 - 3 INSTALL A DUCT BOARD RETURN DUCT ON EXISTING HEAT PUMP - SEE DETAIL.
 - 4 EXISTING LIGHT TRIGGER SUPPLY TO REMAIN RECONNECT TO EX. WHERE REQUIRED & REBALANCE TO CFM INDICATED.
 - 5 EXISTING HEAT PUMP REBALANCE TO CFM INDICATED.
 - 6 RELOCATED LIGHT TRIGGER SUPPLY, REINSTALL WITH A MINIMUM OF 5'-0" LONG FLEX DUCT - SEE DETAIL.
 - 7 REMOVE WATER CLOSET, CAP CW IN WALL & CAP WASTE BELOW FLOOR.
 - 8 REMOVE URINAL, CAP CW IN WALL & CAP WASTE BELOW FLOOR.
 - 9 REMOVE URINAL, REWORK WATER AND WASTE, REMOUNT AT HANDICAP HEIGHT.
- GENERAL NOTES:**
- A. REPLACE SINGLE LINEAR DIFFUSERS WITH SALVAGED SINGLE TYPE DIFFUSERS.
 - B. IF THERE ARE NOT ENOUGH SINGLE TYPE DIFFUSERS THE CONTRACTOR MAY USE ONE LINEAR DIFFUSER WHERE 0-90 CFM IS INDICATED OR TWO LINEAR DIFFUSERS WHERE 100 OR MORE CFM IS INDICATED.



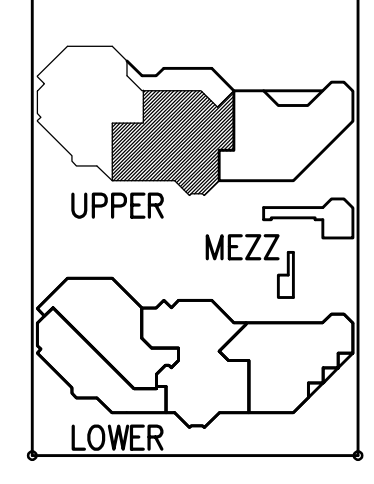
**Cluts
O'Brien
Strother
ARCHITECTS**
7530 MARKET PLACE DRIVE
EDEN PRAIRIE, MN 55424
(612)941-4822
FAX 941-5822

I HEREBY CERTIFY THAT THIS PLAN, SPECIFICATION, OR REPORT WAS PREPARED BY ME OR UNDER MY DIRECT SUPERVISION AND THAT I AM A DULY LICENSED ENGINEER UNDER THE LAWS OF THE STATE OF MINNESOTA.

FXD INC.
CONSULTING ENGINEER
1700 HANCOCK DRIVE, SUITE 200
EDEN PRAIRIE, MN 55424
Phone: (612) 948-9778 Fax: 948-8025

ISSUE DATA
DATE: 3/27/03
REVISED: 4/20/03
ADD. & CLARIFICATION ITEMS

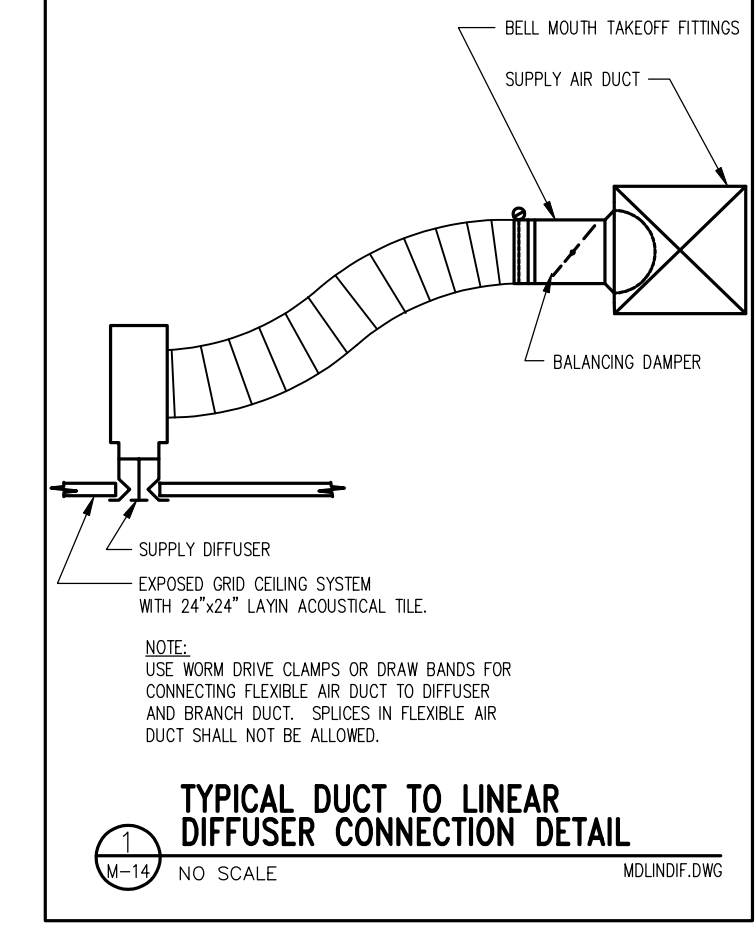
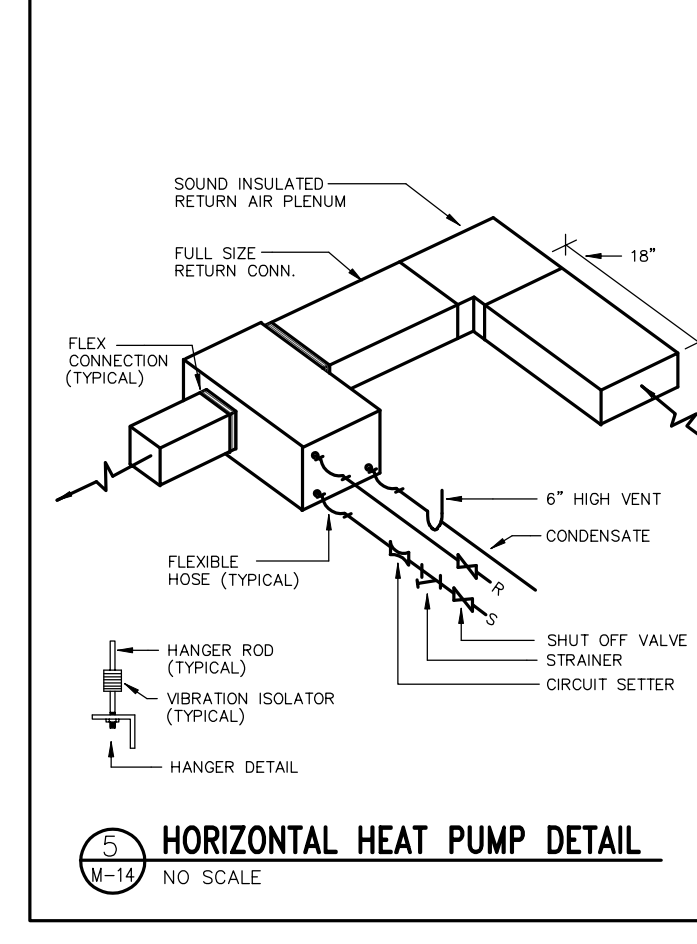
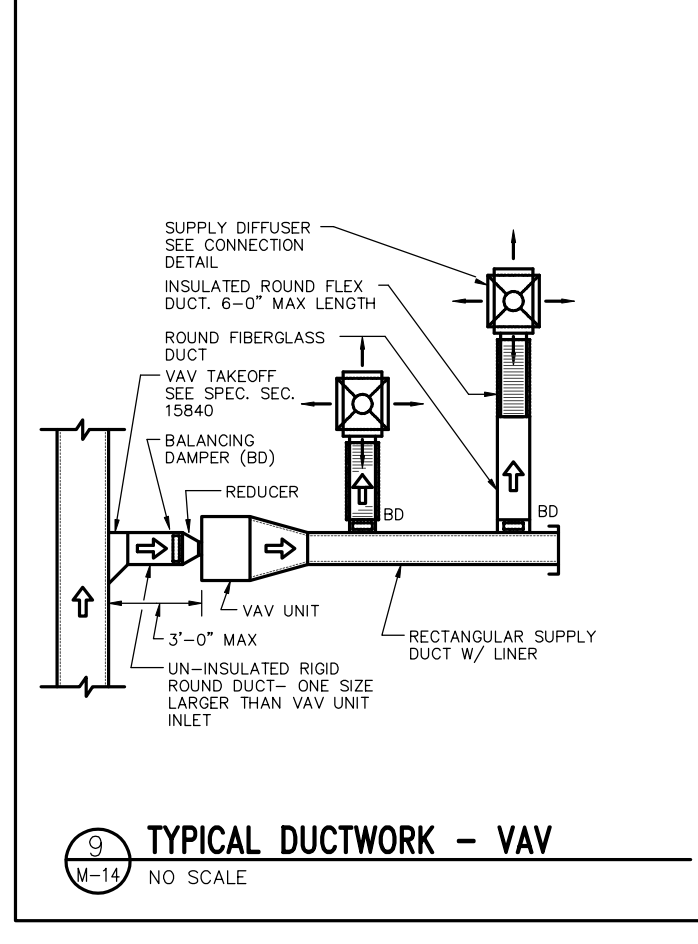
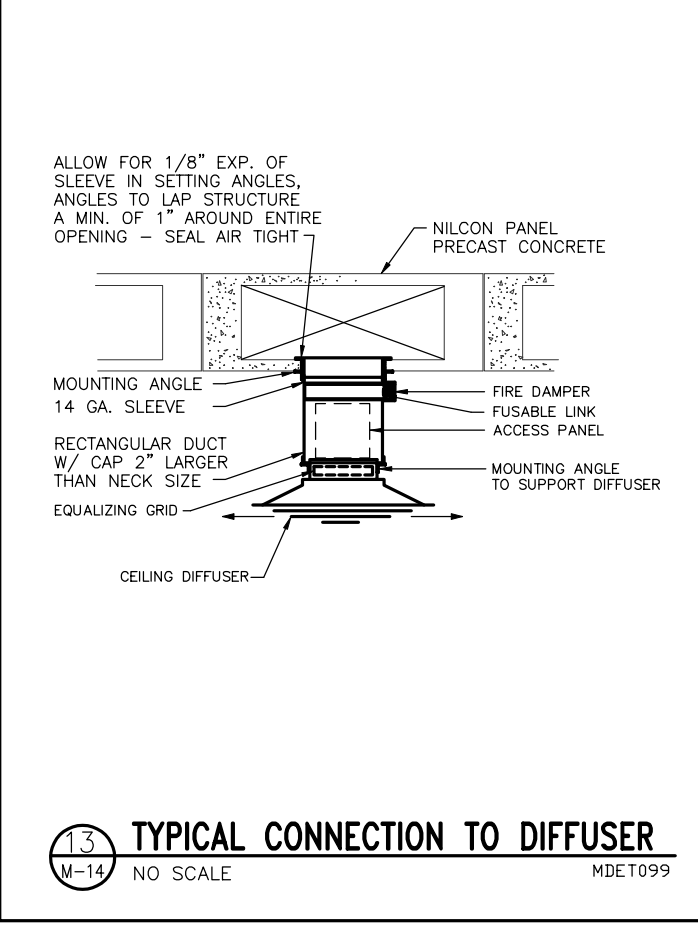
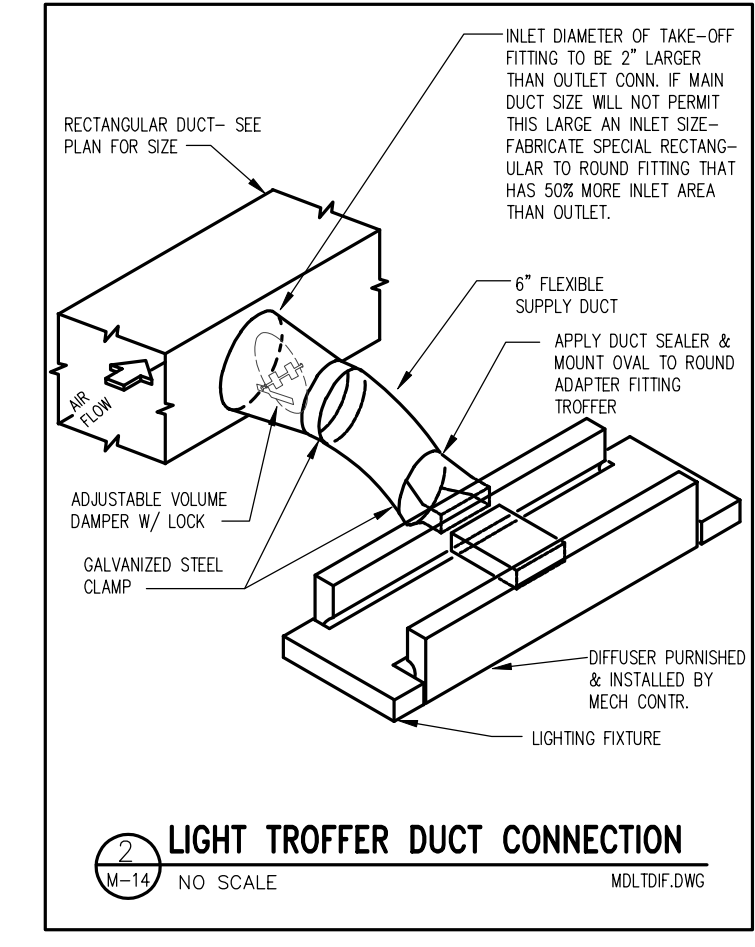
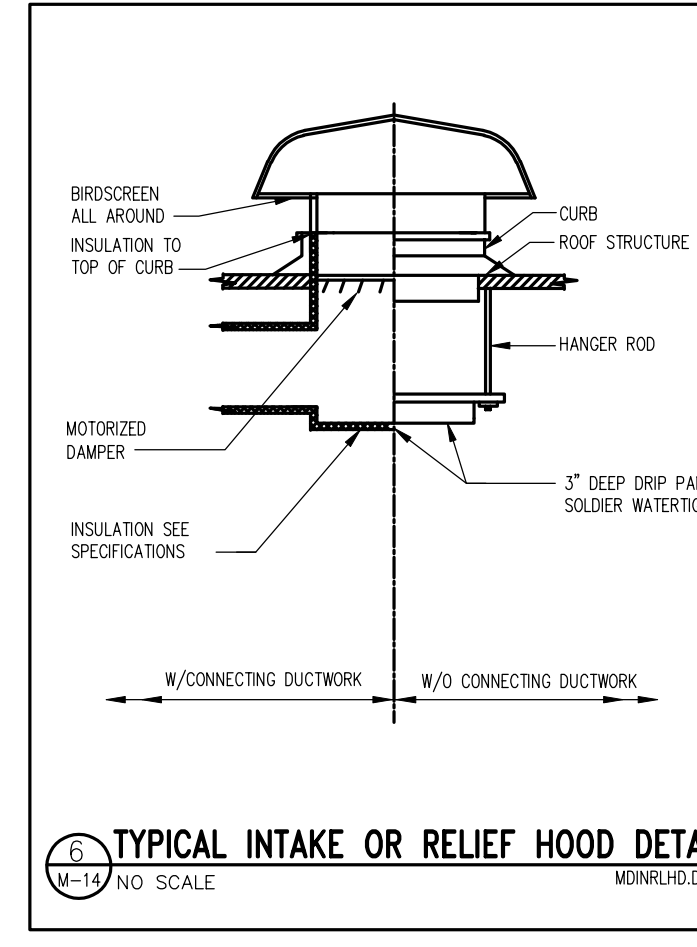
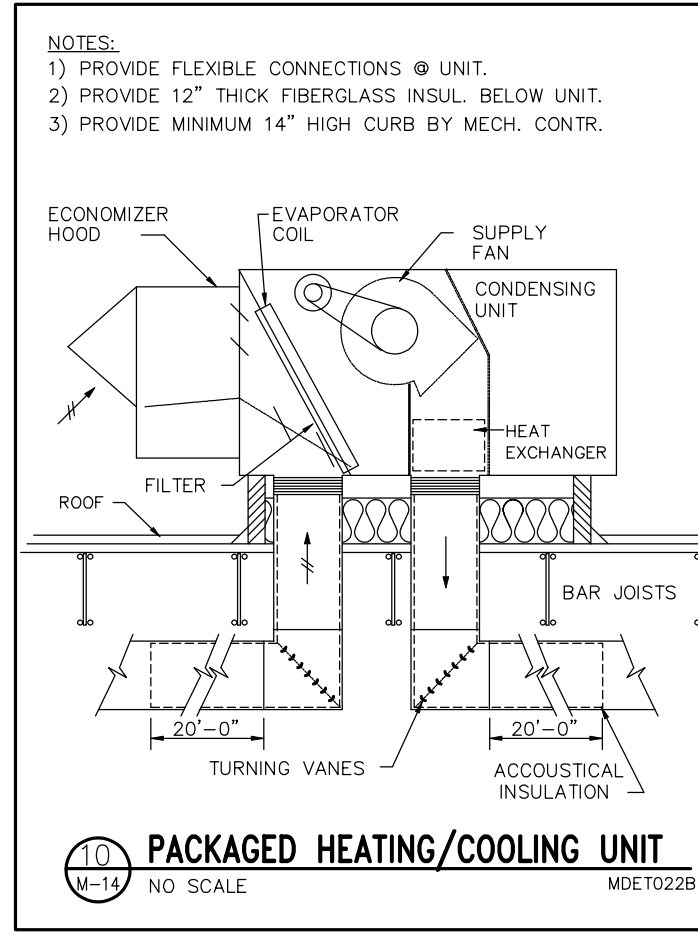
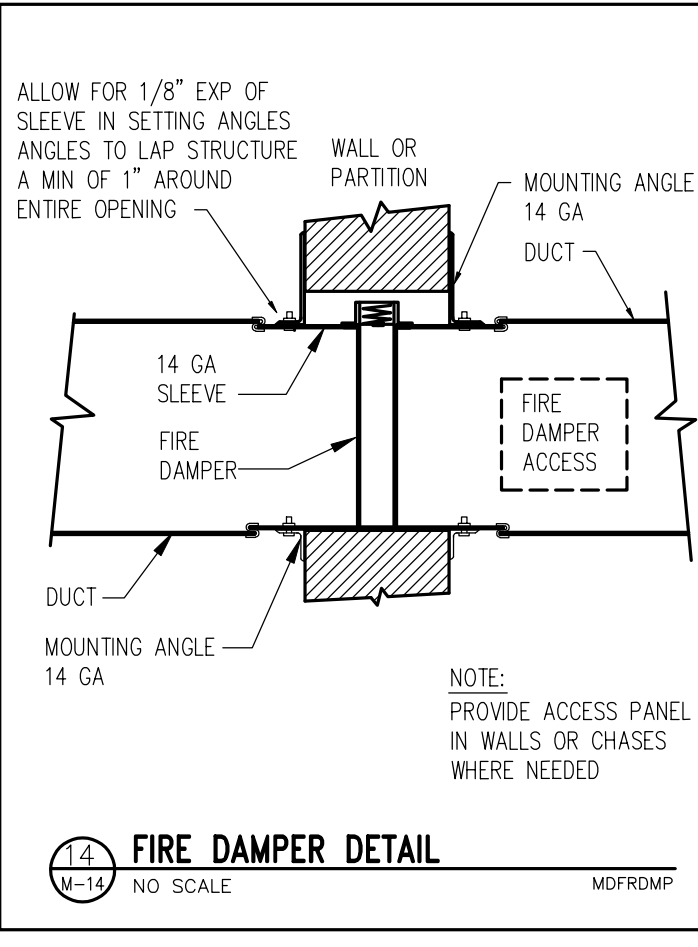
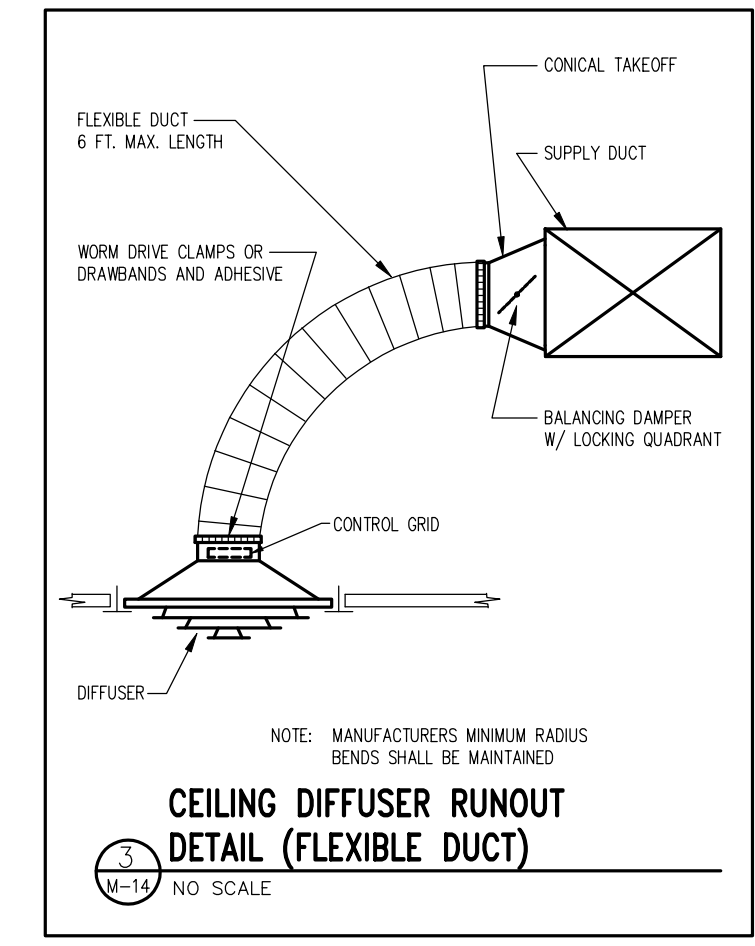
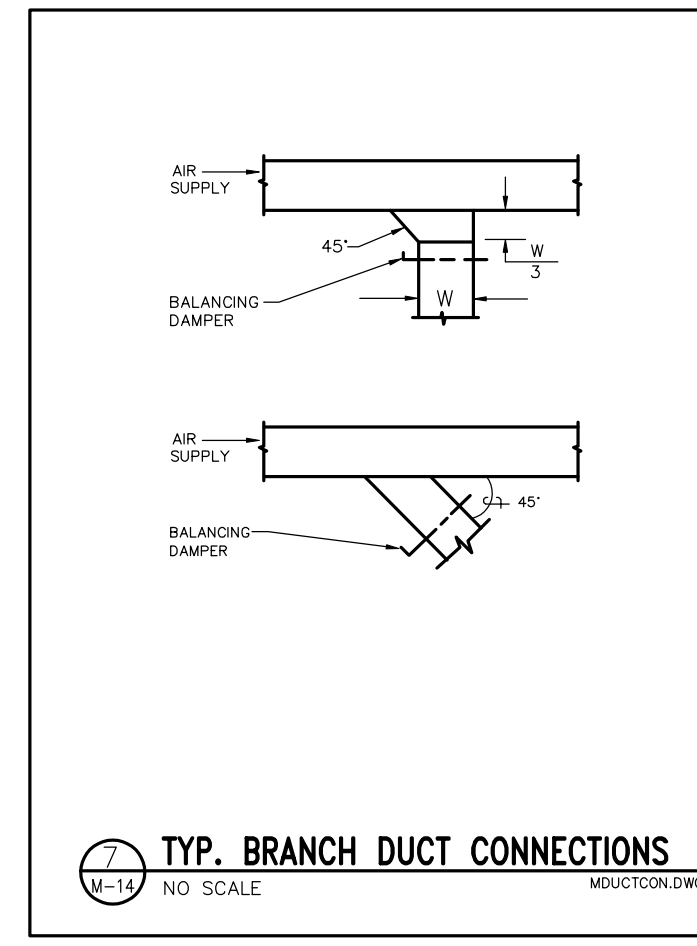
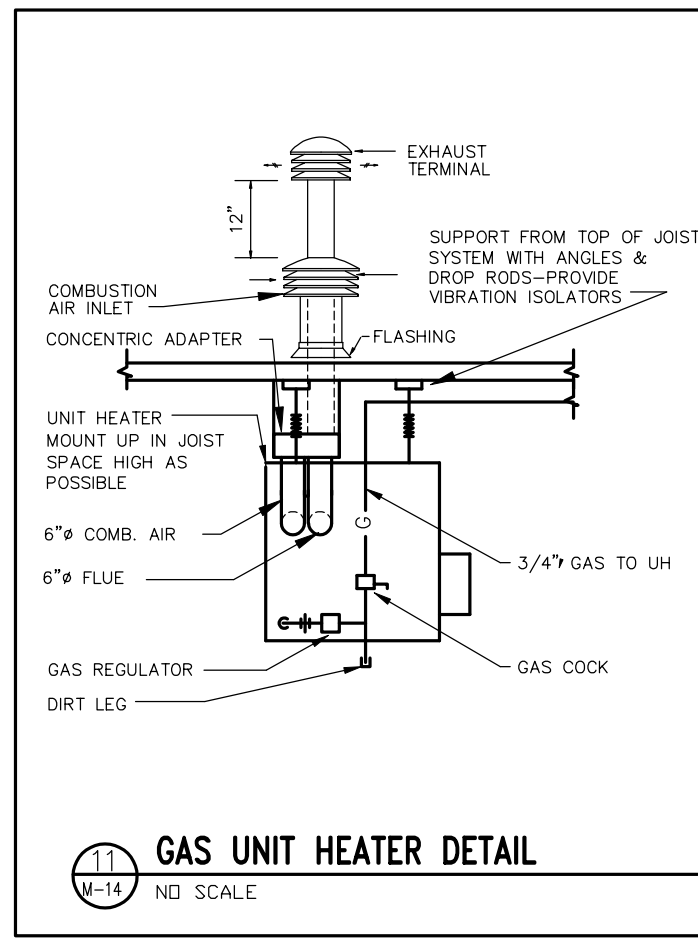
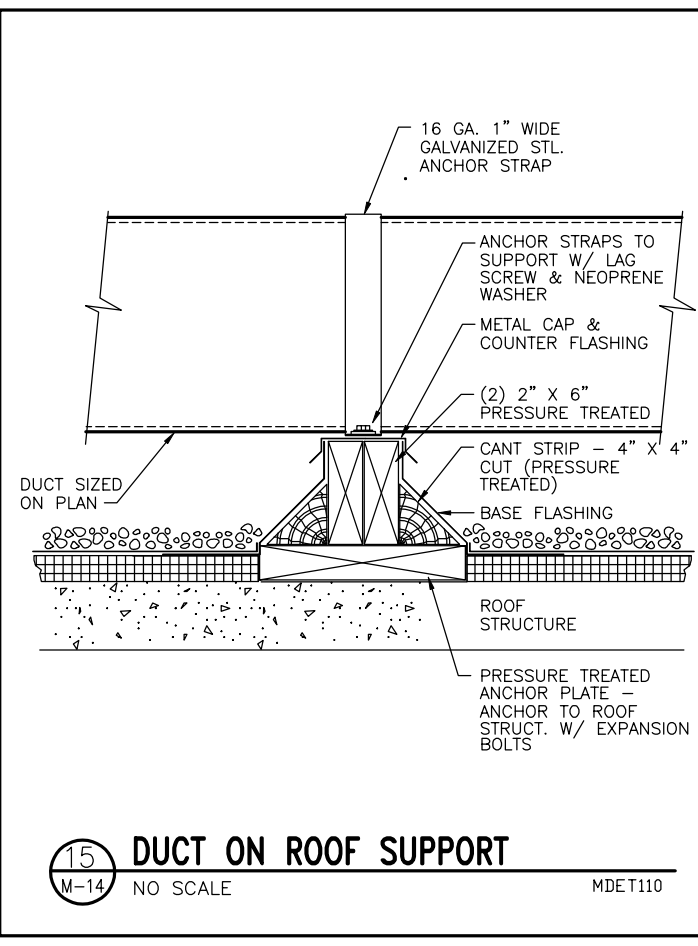
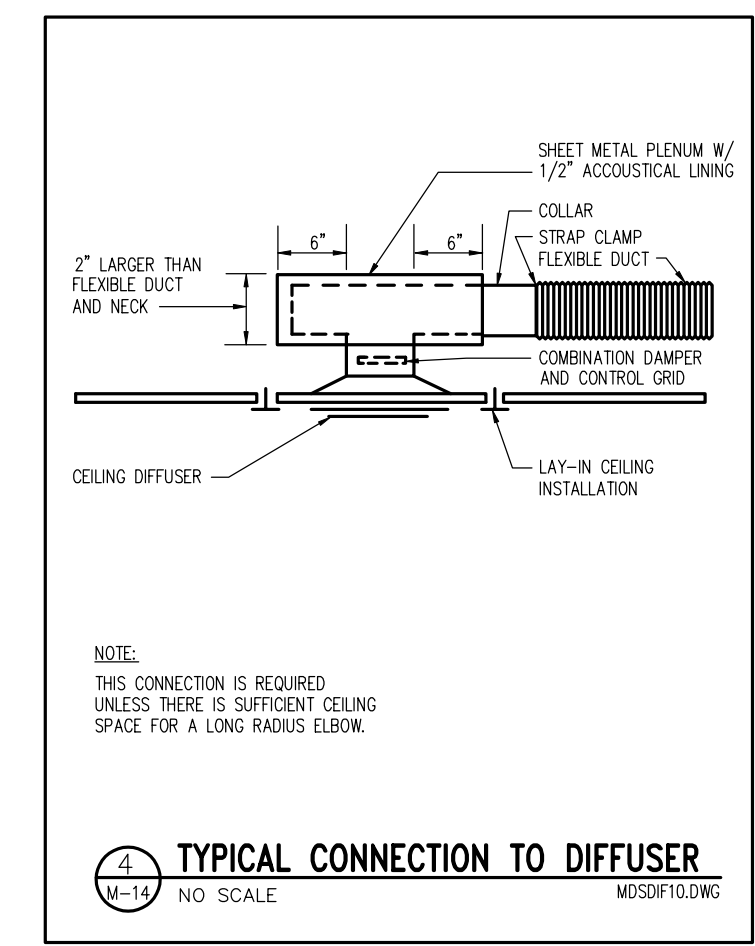
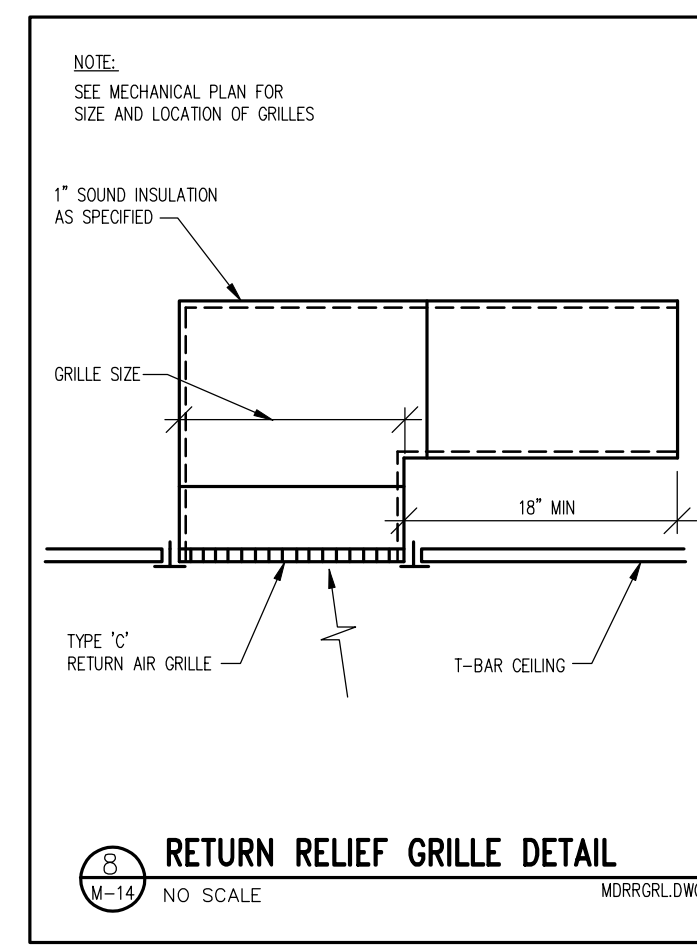
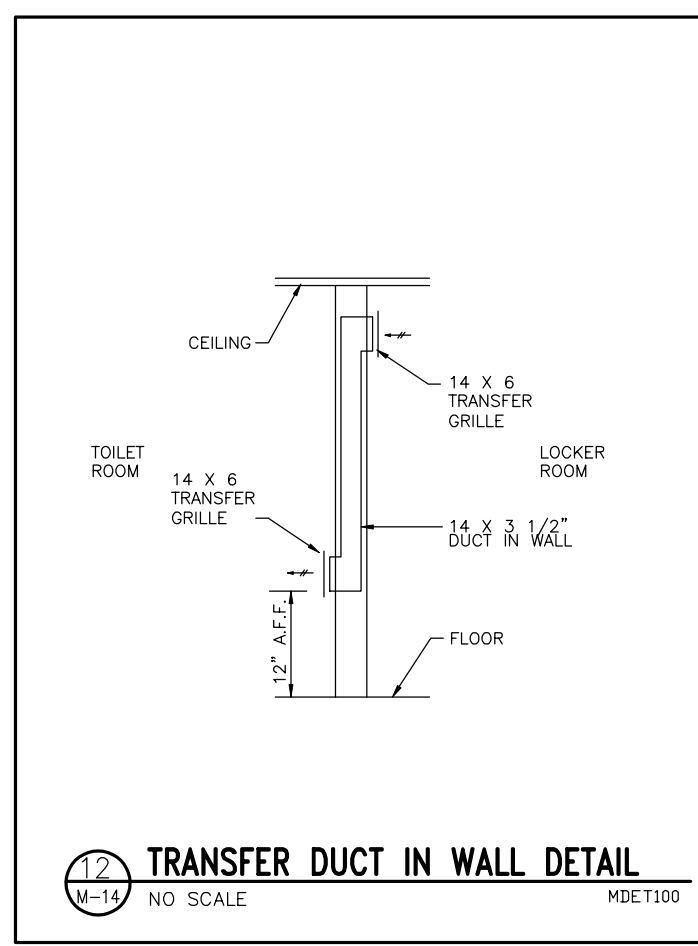
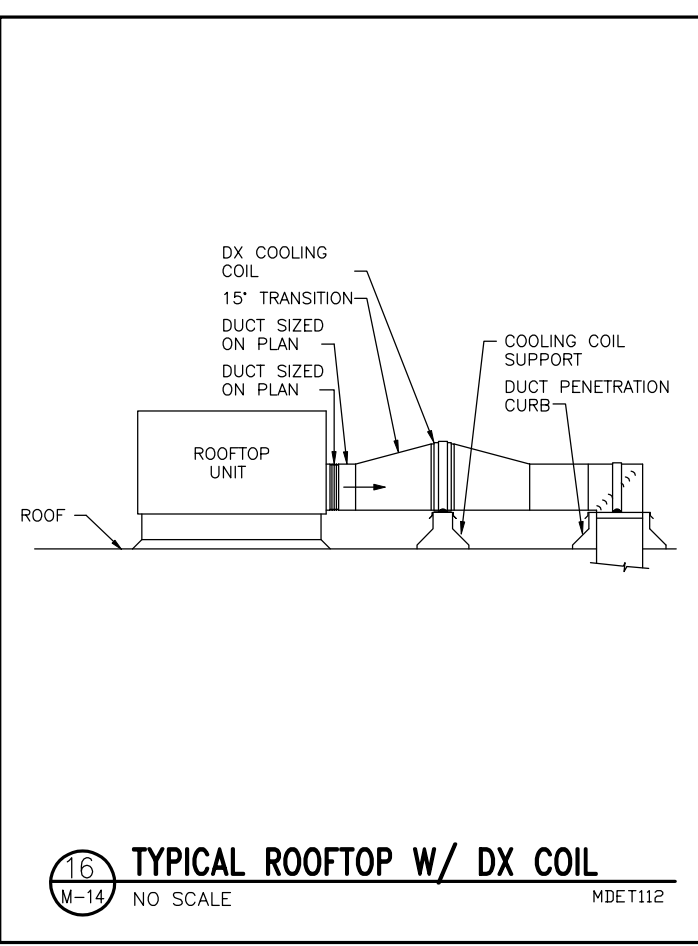
**EDEN
PRAIRIE
CIVIC
CENTER**



**SECOND
FLOOR
WEST -
CH ROBINSON
PLUMBING
AND
HVAC**

COMMISSION NO. 40019
FILE NO. 40201M13DW-06

SHEET NO.
M-13
OF 31



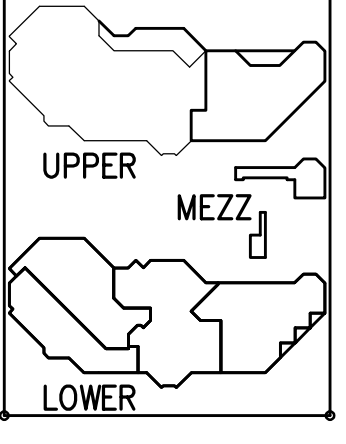
Cluts O'Brien Strother ARCHITECTS
7550 MARKET PLACE DRIVE
EDEN PRAIRIE, MN 55424
(612)941-4822
FAX 941-9492

I HEREBY CERTIFY THAT THE PLAN, SPECIFICATIONS, OR REPORT WAS PREPARED BY ME OR UNDER MY DIRECT SUPERVISION AND THAT I AM A LICENSED PROFESSIONAL ENGINEER UNDER THE LAWS OF THE STATE OF MINNESOTA.

EVD INC.
CONSULTING ENGINEERS
1000 LEXINGTON AVENUE, SUITE 1000
PHOENIX, ARIZONA 85004
PHONE (602) 944-8778 FAX 944-8005

ISSUE DATA
DATE: 3/7/03
REVISED: 4/20/03
NO. & DESCRIPTION OF REVISIONS

EDEN PRAIRIE CIVIC CENTER

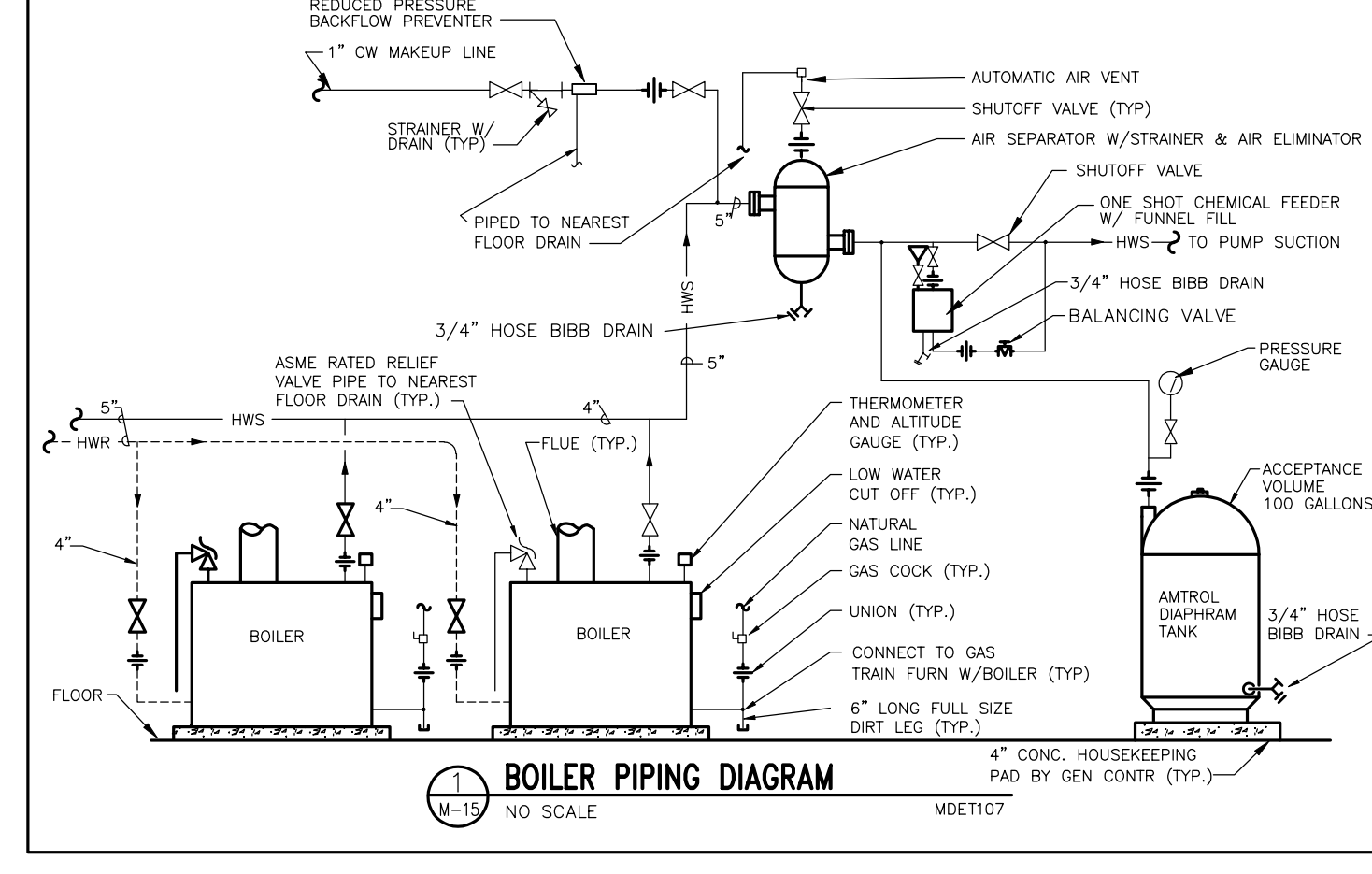
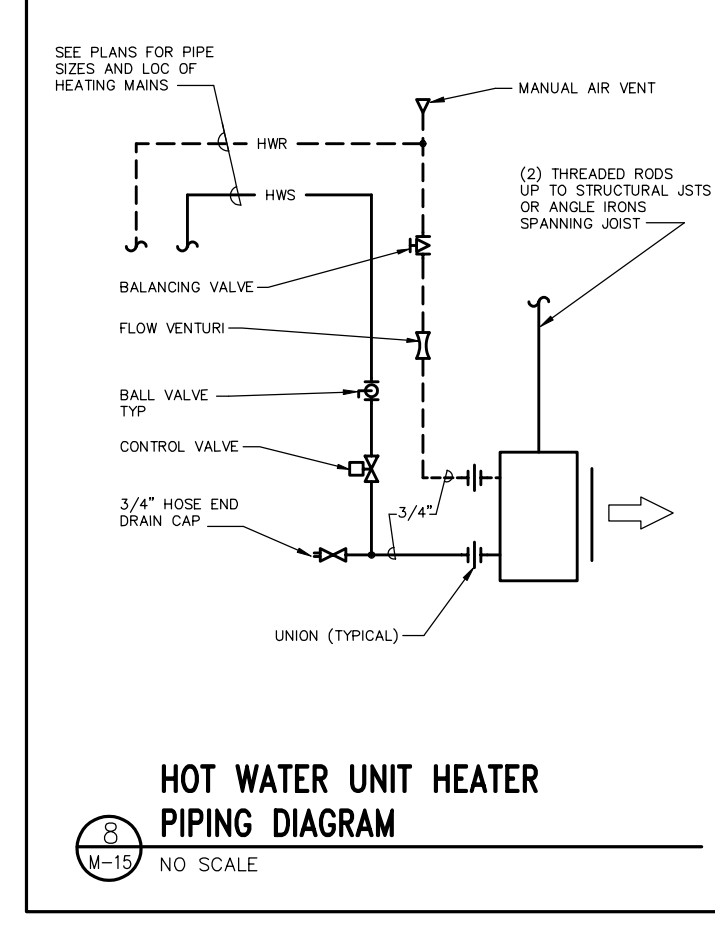
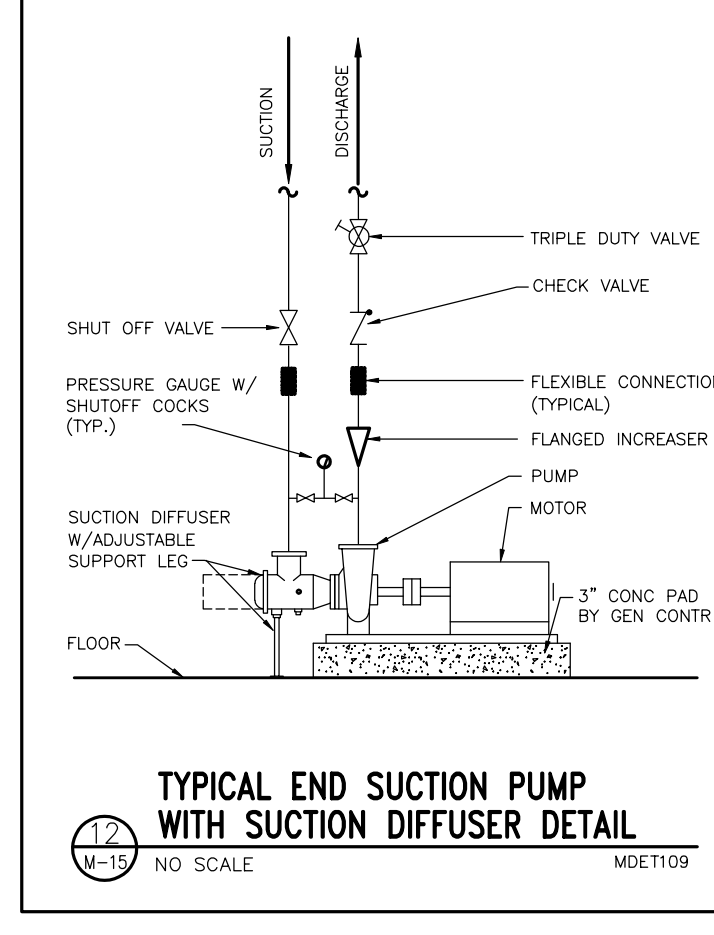
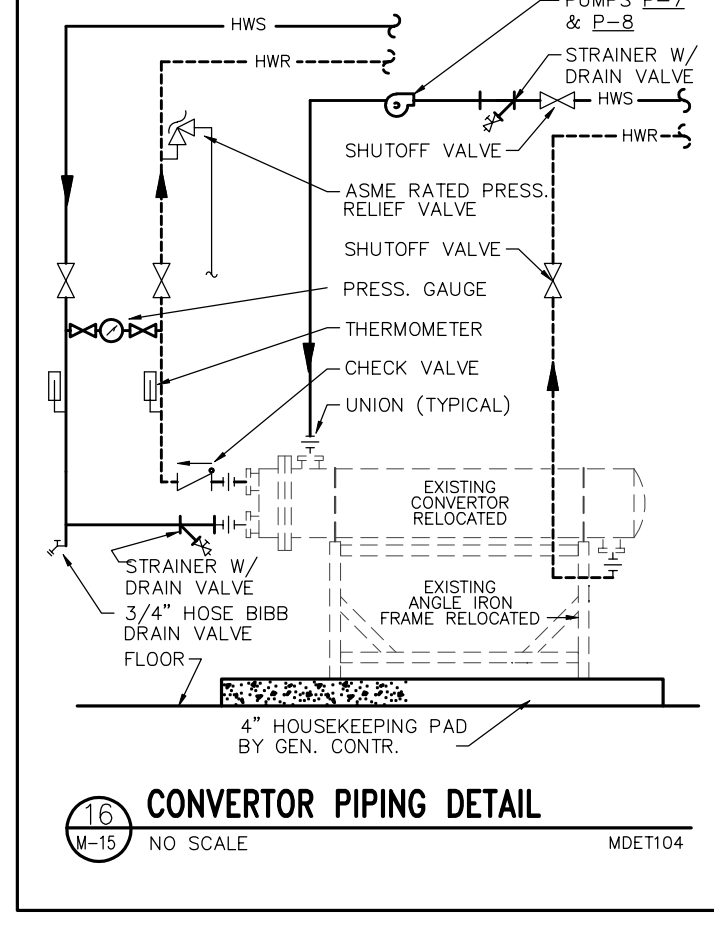
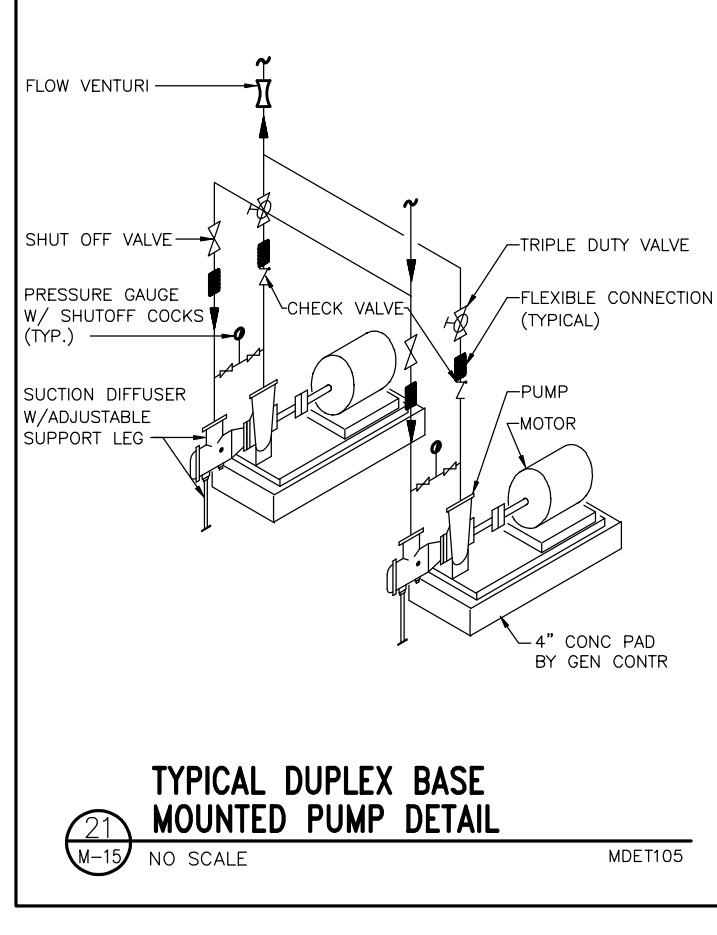
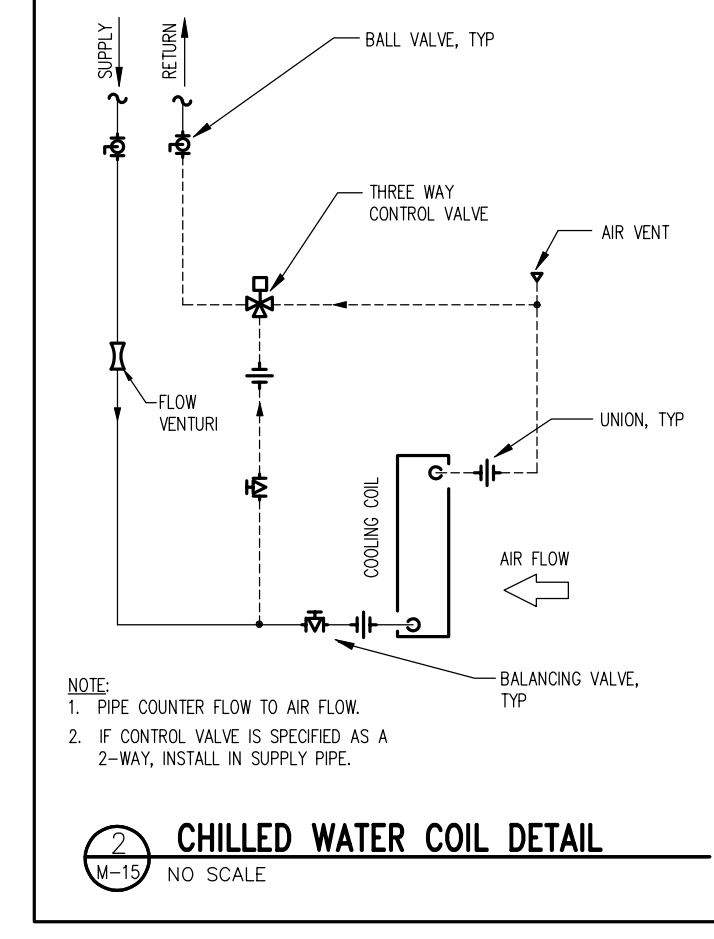
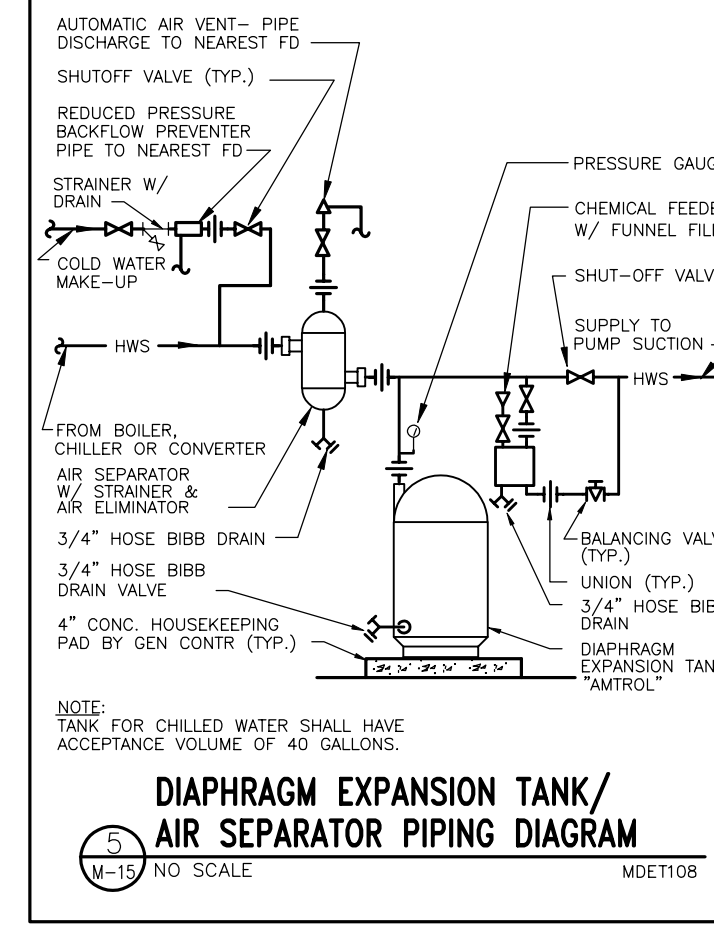
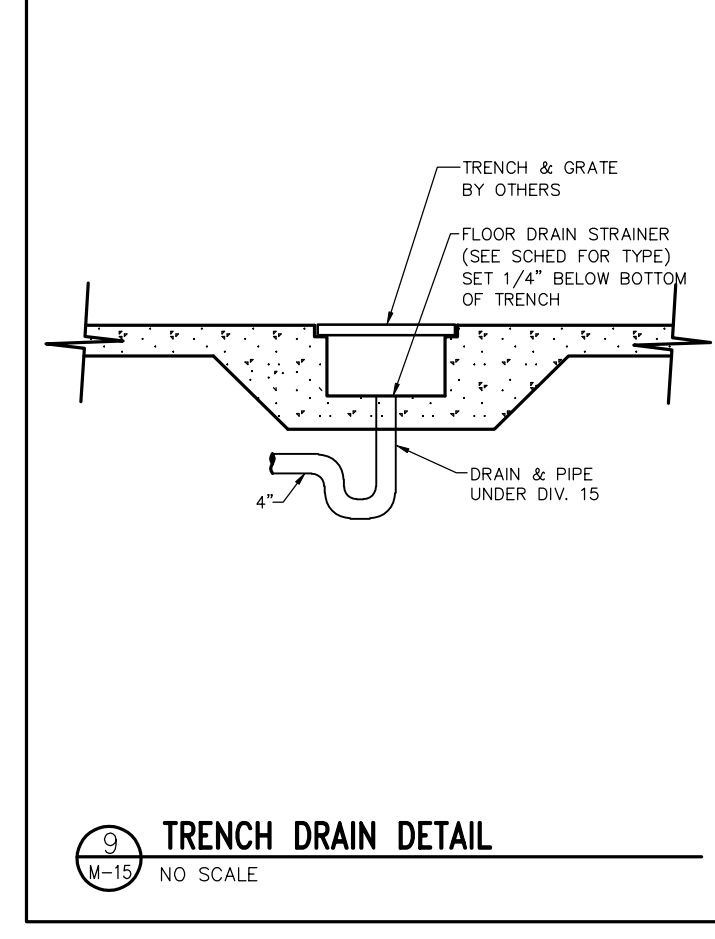
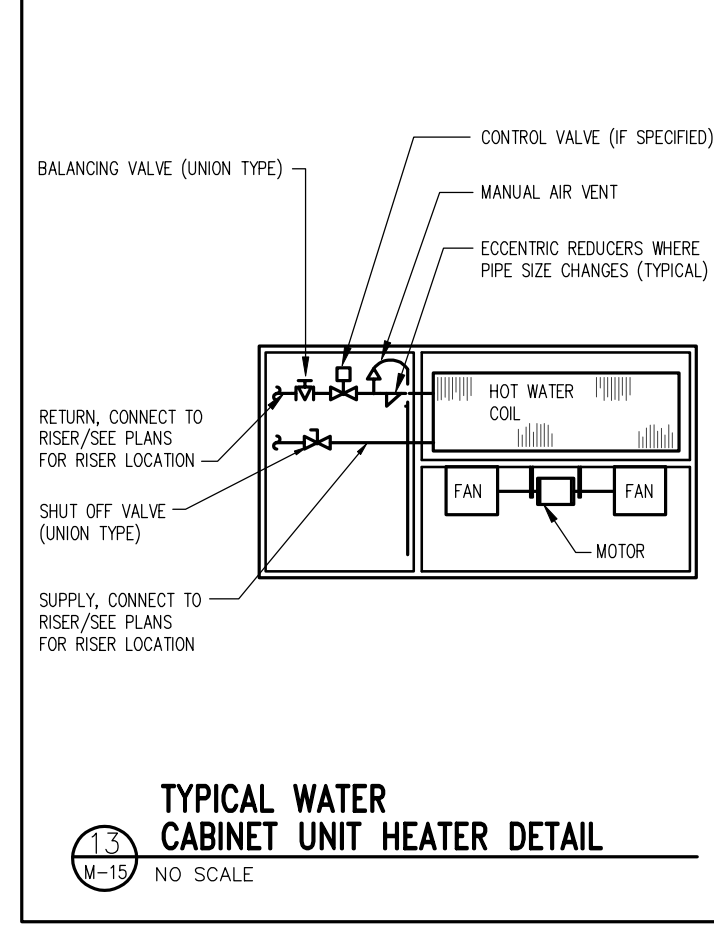
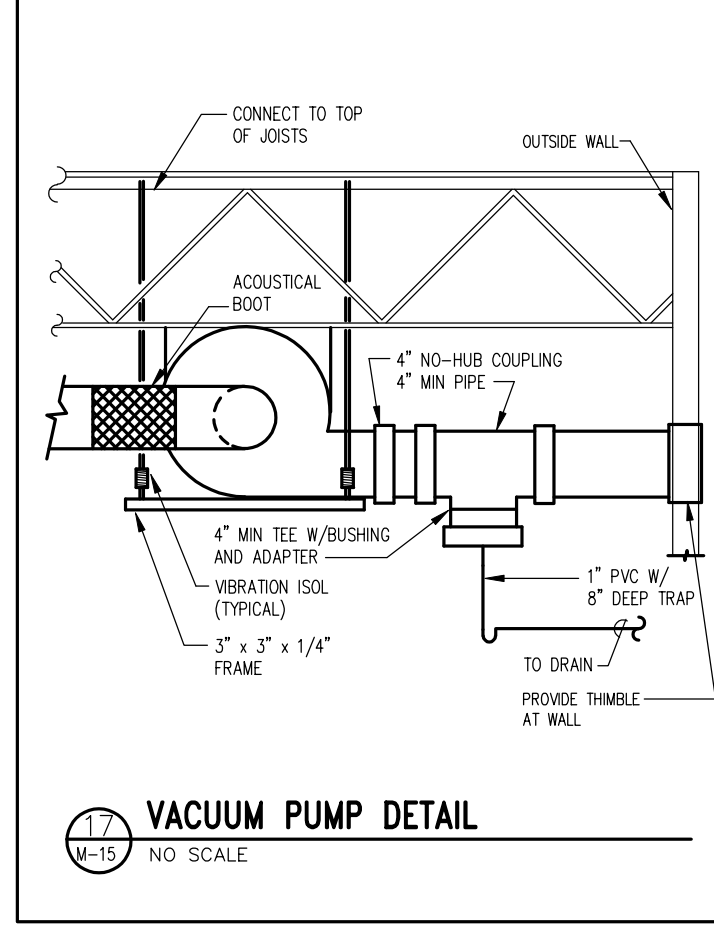
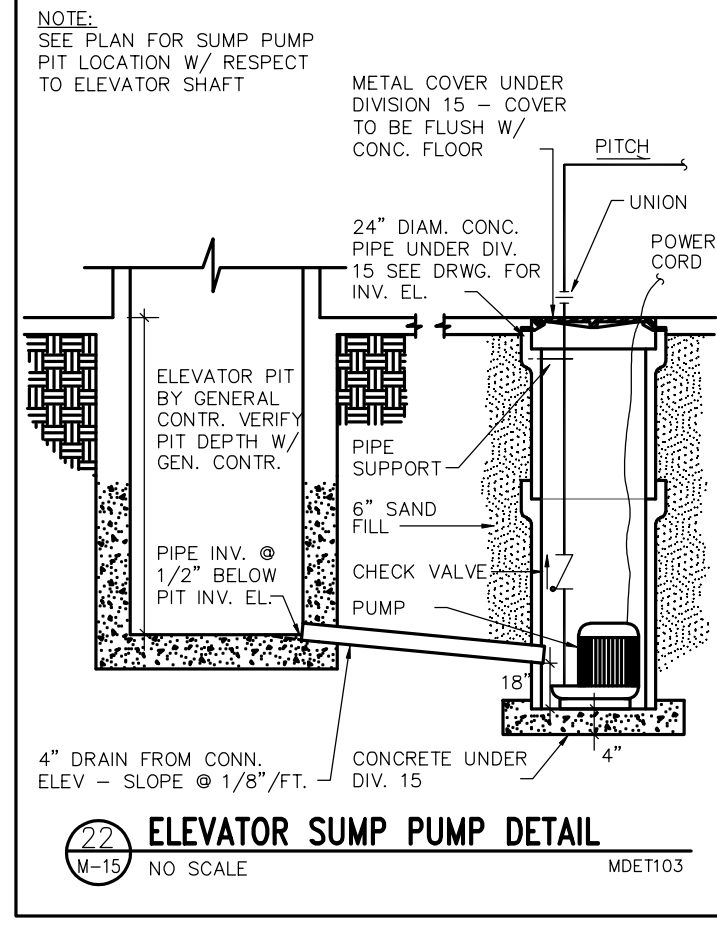
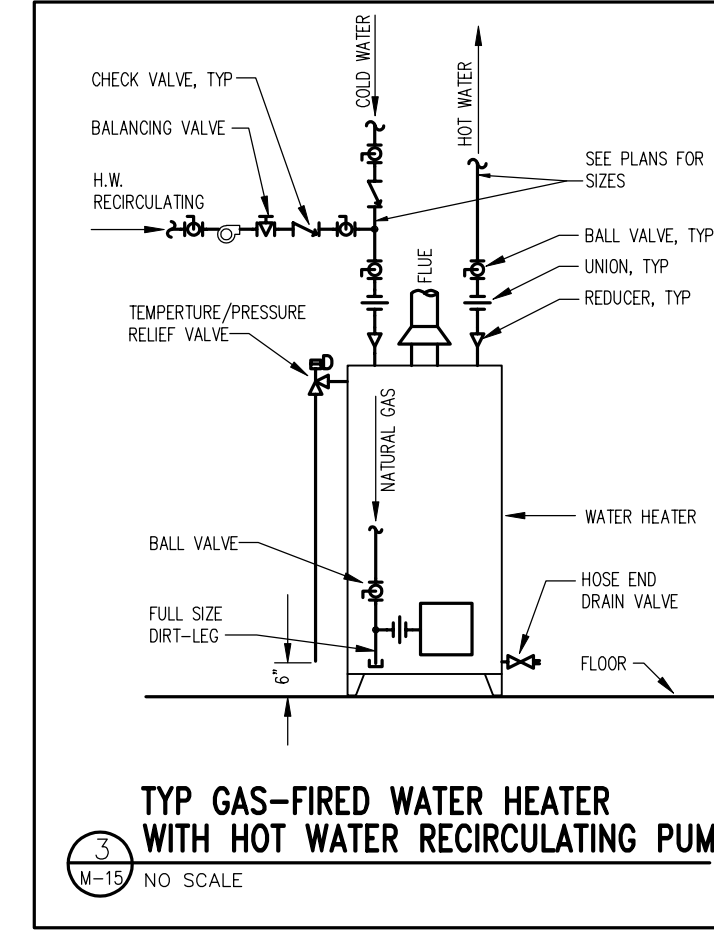
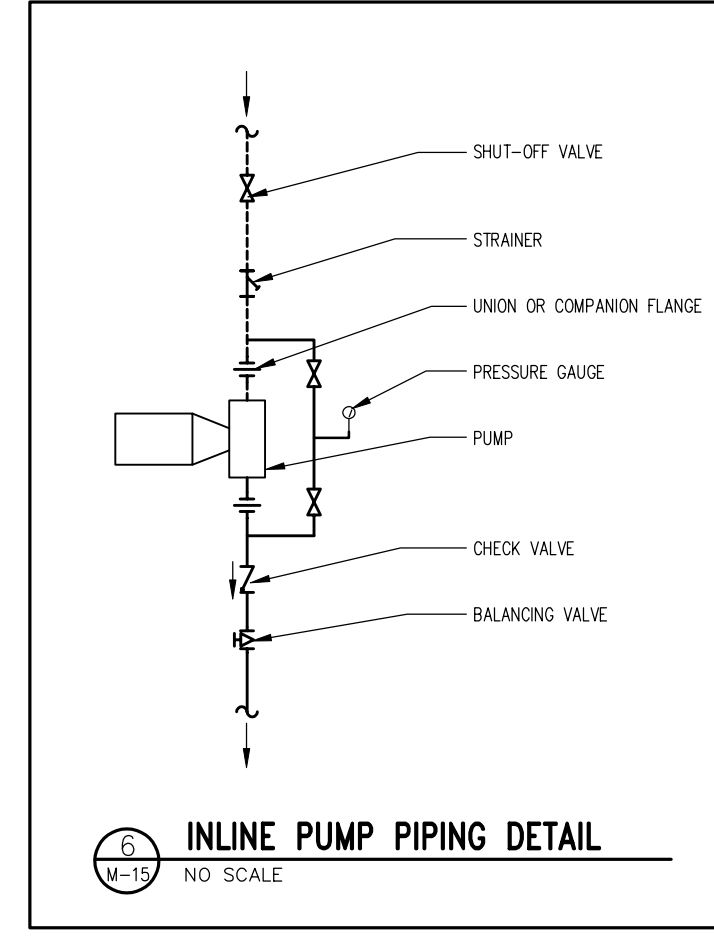
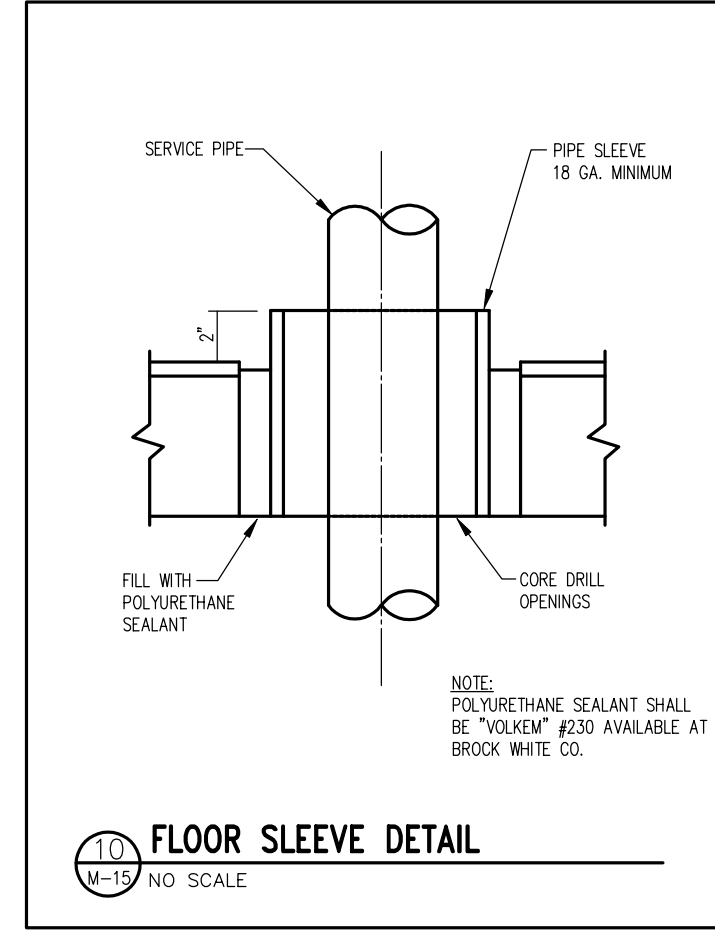
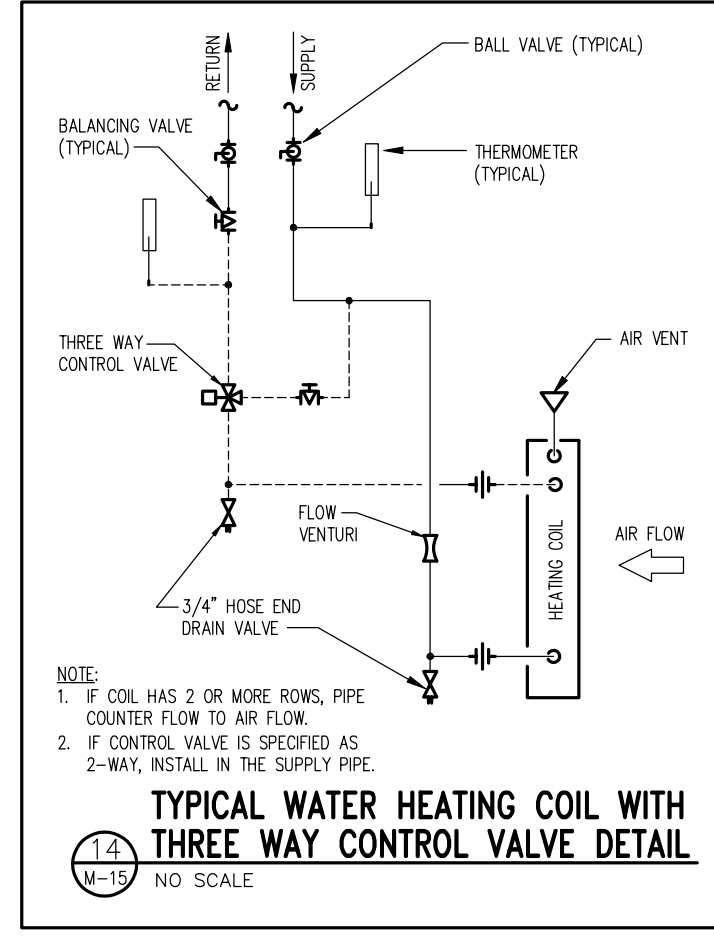
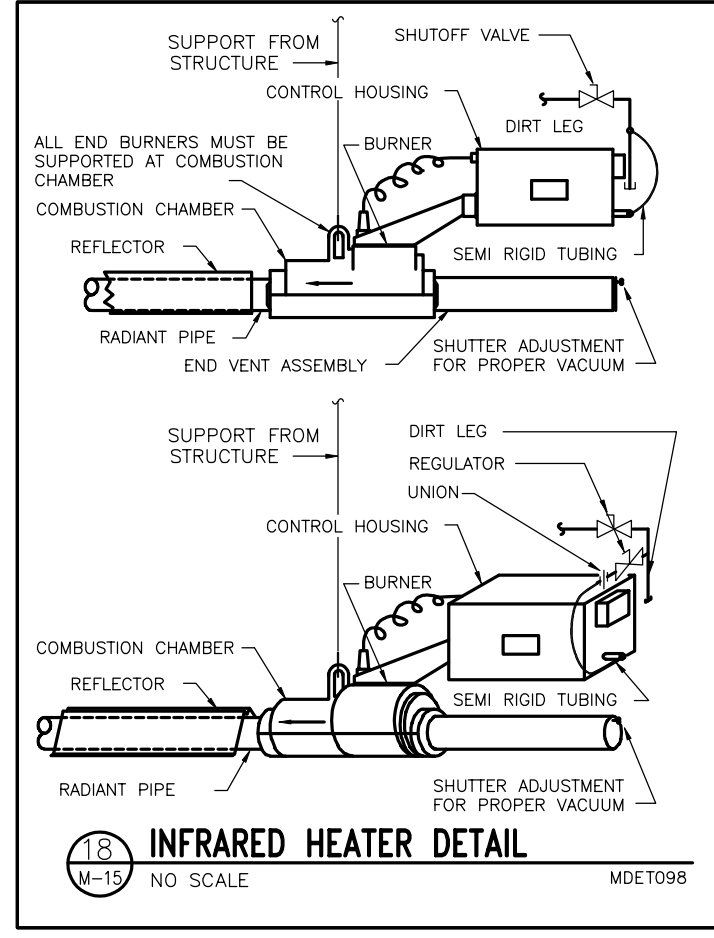
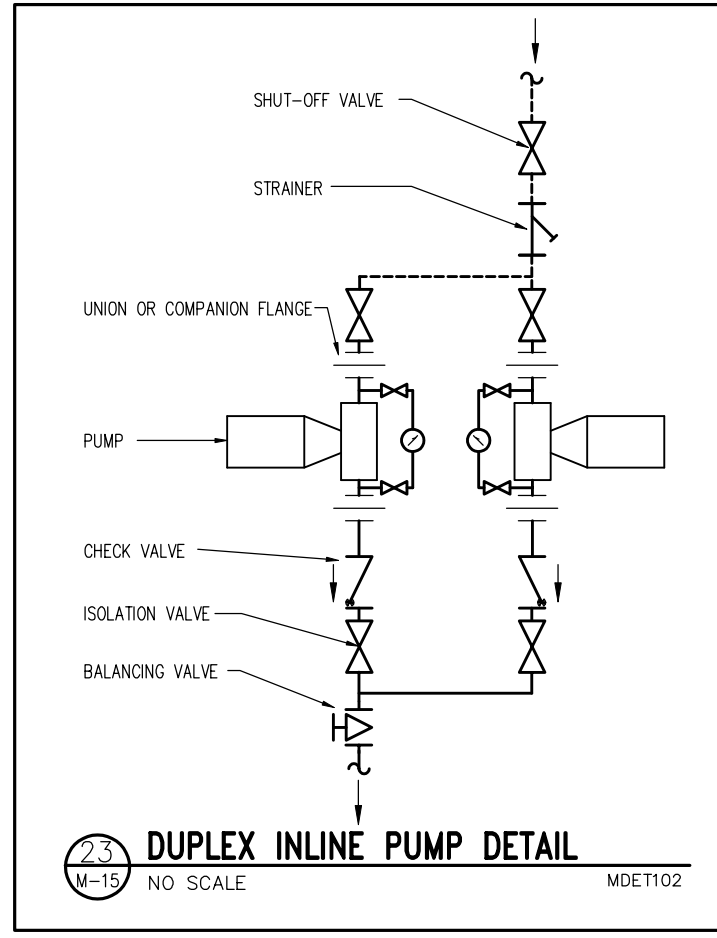
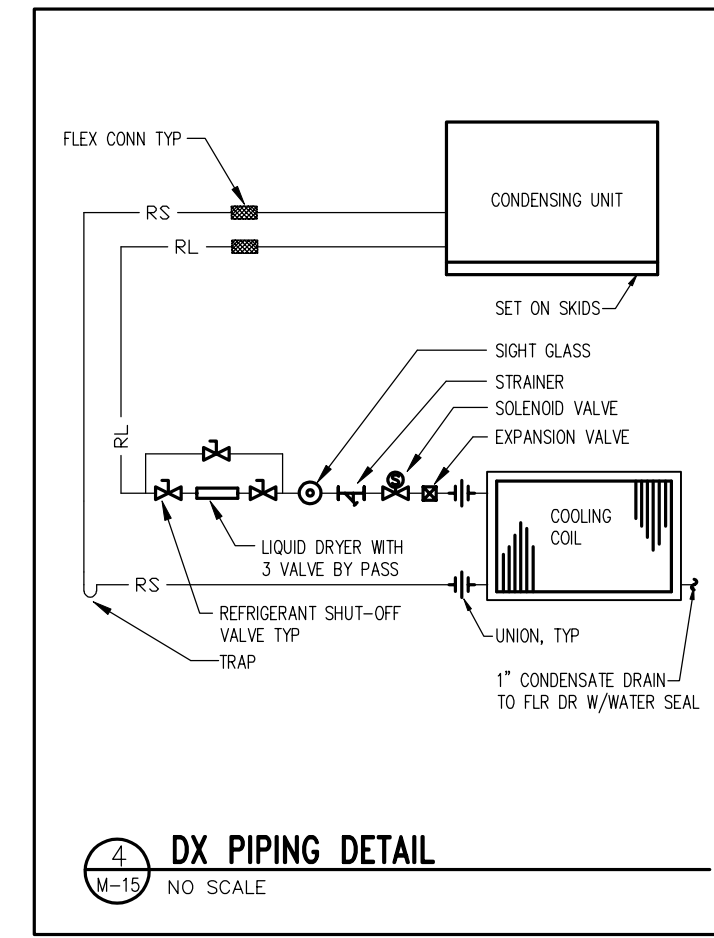
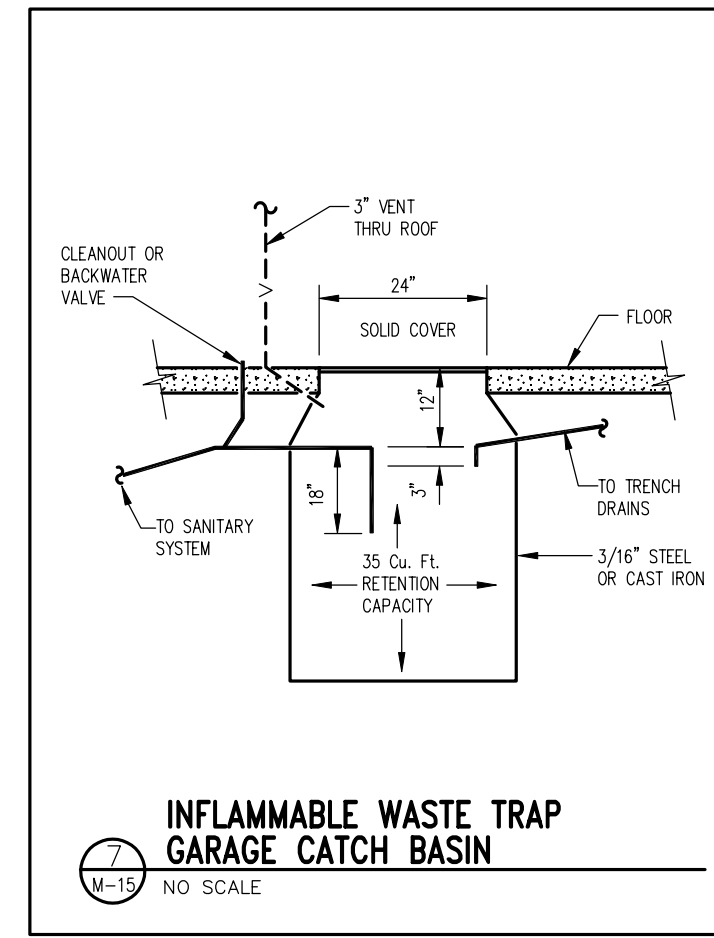
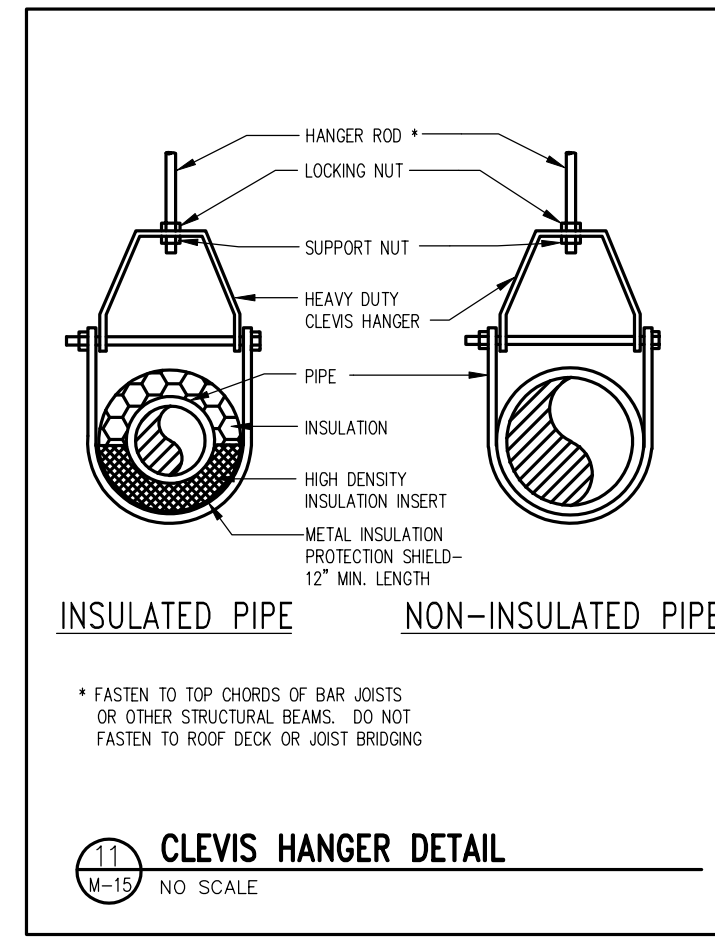
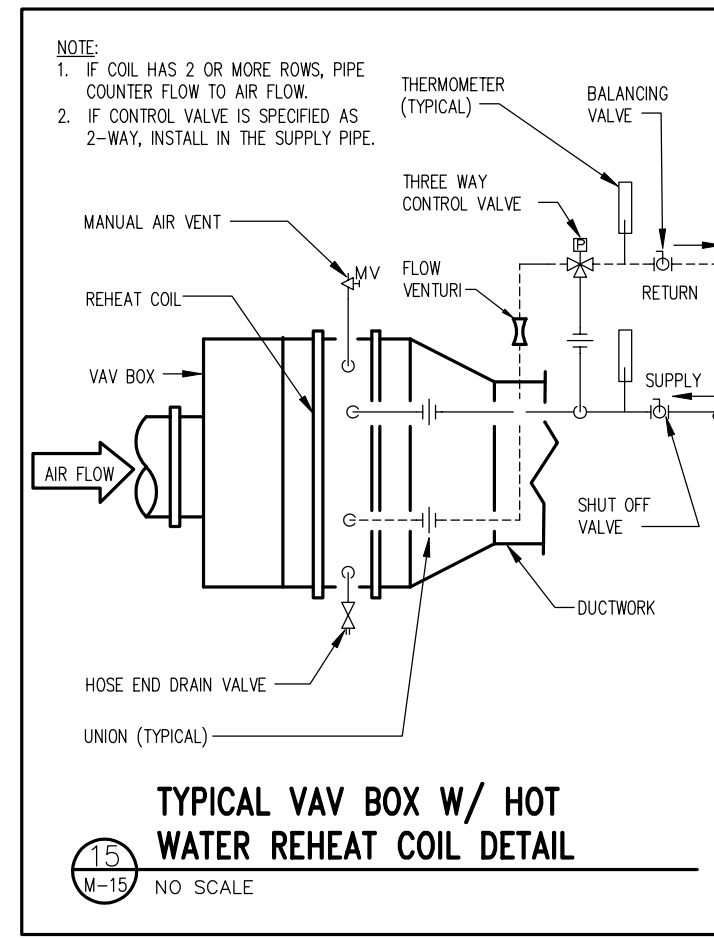
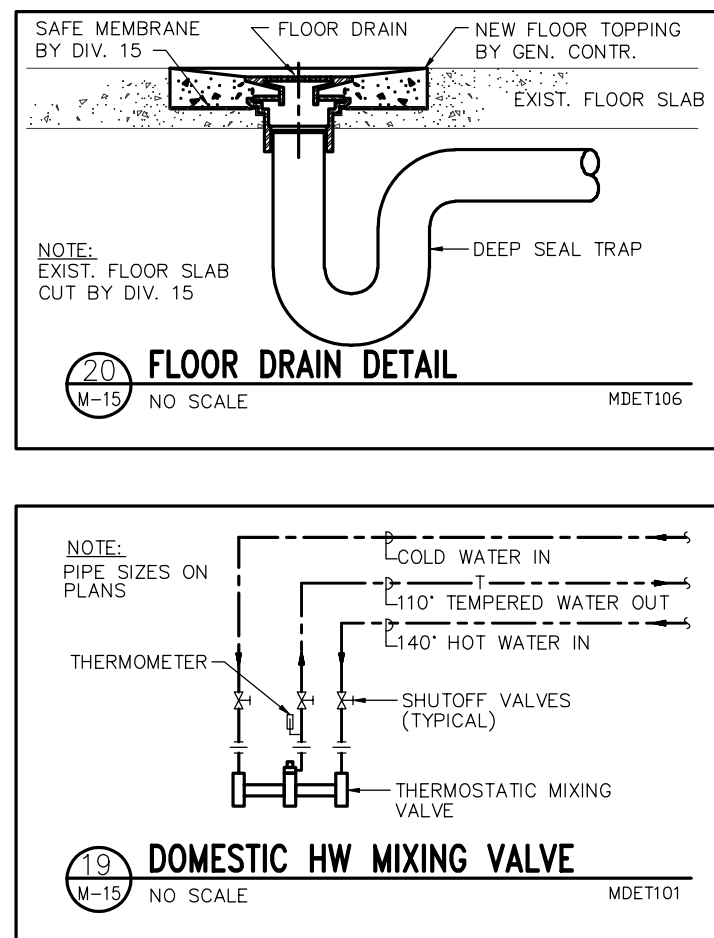
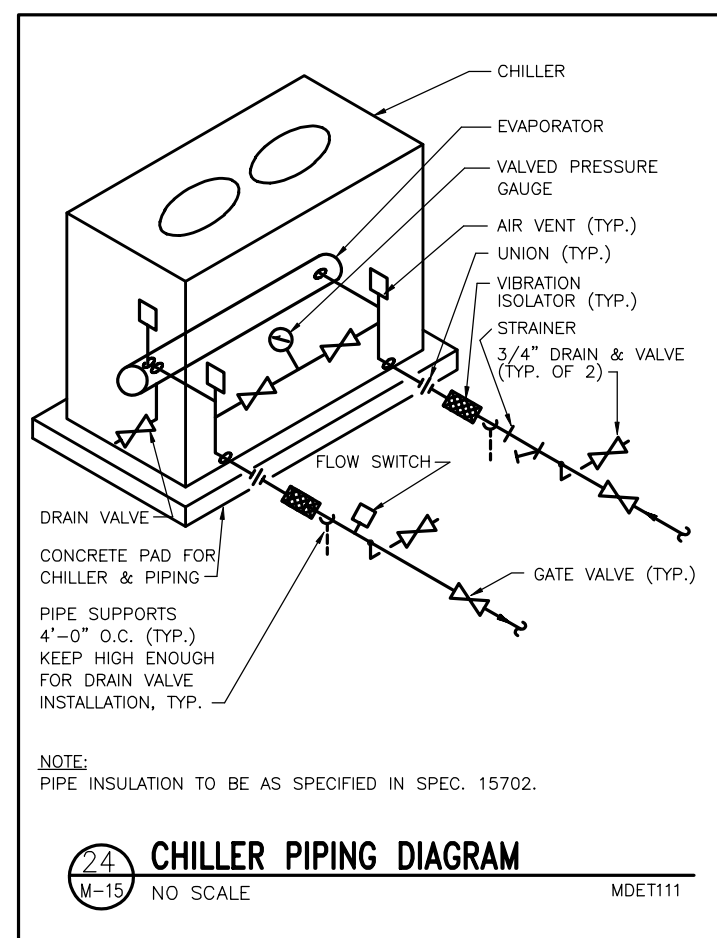


MECHANICAL DETAILS

COPYRIGHT 1993

COMMISSION NO. 40019
FILE NO. 4020014/DW-06

SHEET NO.
M-14
OF 31



Cluts O'Brien Strother ARCHITECTS
7530 MARKET PLACE DRIVE
EDEN PRAIRIE, MN 55424
(612)941-4822
FAX 941-9802

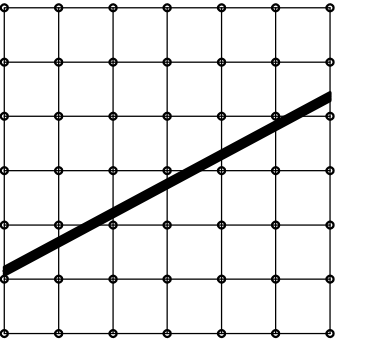
I HEREBY CERTIFY THAT THE PLAN, SPECIFICATION, OR REPORT HAS BEEN PREPARED BY ME OR UNDER MY DIRECT SUPERVISION AND THAT I AM A LICENSED PROFESSIONAL ENGINEER UNDER THE LAWS OF THE STATE OF MINNESOTA.

EVD ASSOCIATES INC.
CONSULTING ENGINEERS
1000 W. WISCONSIN AVE. SUITE 200
EDEN PRAIRIE, MN 55424
Phone (612) 948-8778 Fax 948-8005

ISSUE DATA
DATE: 3/7/93
REVISED: 4/20/93
NO. & DESCRIPTION OF REVISIONS

EDEN PRAIRIE CIVIC CENTER
UPPER
MEZZ
LOWER

MECHANICAL DETAILS
COPYRIGHT 1992
COMMISSION NO. 4009
FILE NO. 400915L.DWG-06
SHEET NO. **M-15**
OF 31



**Cluts
O'Brien
Strother
ARCHITECTS**

7530 MARKET PLACE DRIVE
EDEN PRAIRIE, MN 55424
(612)941-4822
FAX 941-9482

I HEREBY CERTIFY THAT THE PLAN, SPECIFICATIONS, AND CONTRACT DOCUMENTS PREPARED BY ME OR UNDER MY DIRECT SUPERVISION AND THAT I AM A DULY LICENSED ENGINEER UNDER THE LAWS OF THE STATE OF MINNESOTA.

DATE: _____ DES: _____



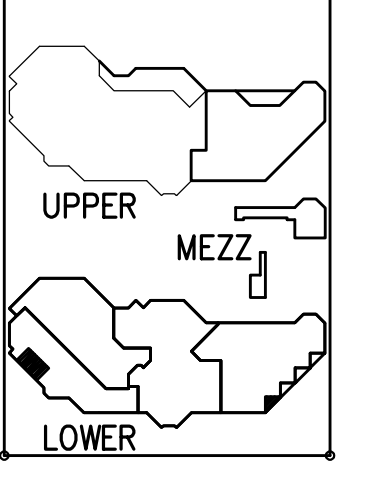
EYE ASSOCIATES INC.
CONSULTING ENGINEERS
1000 LINDEN DRIVE, SUITE 200
EDEN PRAIRIE, MN 55424
Phone: (612) 948-8778 Fax: 948-8005

ISSUE DATA

DATE: 3/27/03
REVISED: 4/20/03
NO. & DESCRIPTION REVISIONS

REVISION NO. 1 POWER SEAM FAN (SHEET 1)

EDEN PRAIRIE CIVIC CENTER

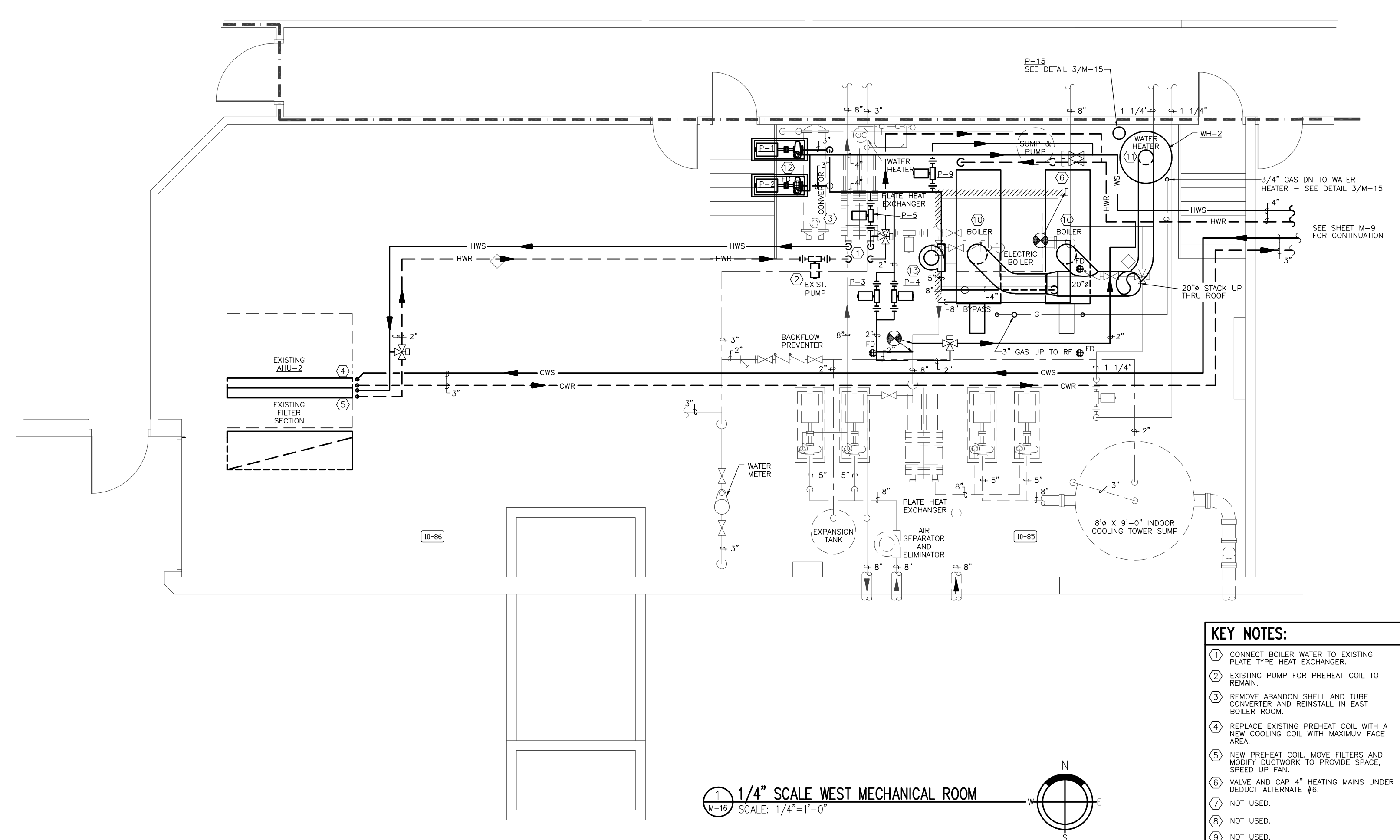


BOILER RM AND MECHANICAL ROOM PLANS

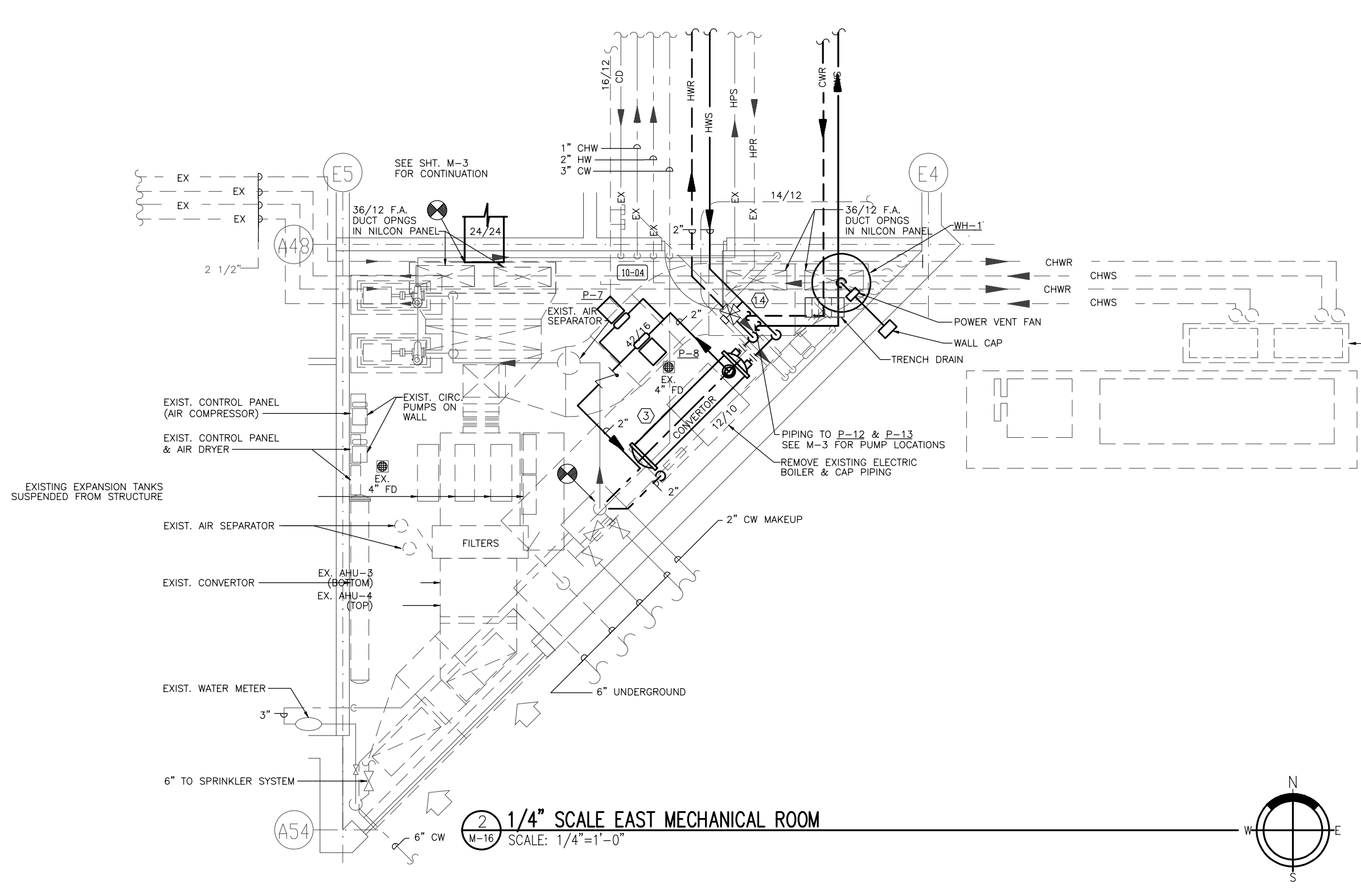
COPYRIGHT 1992

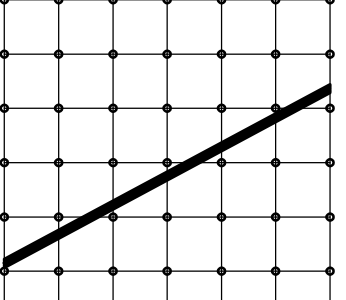
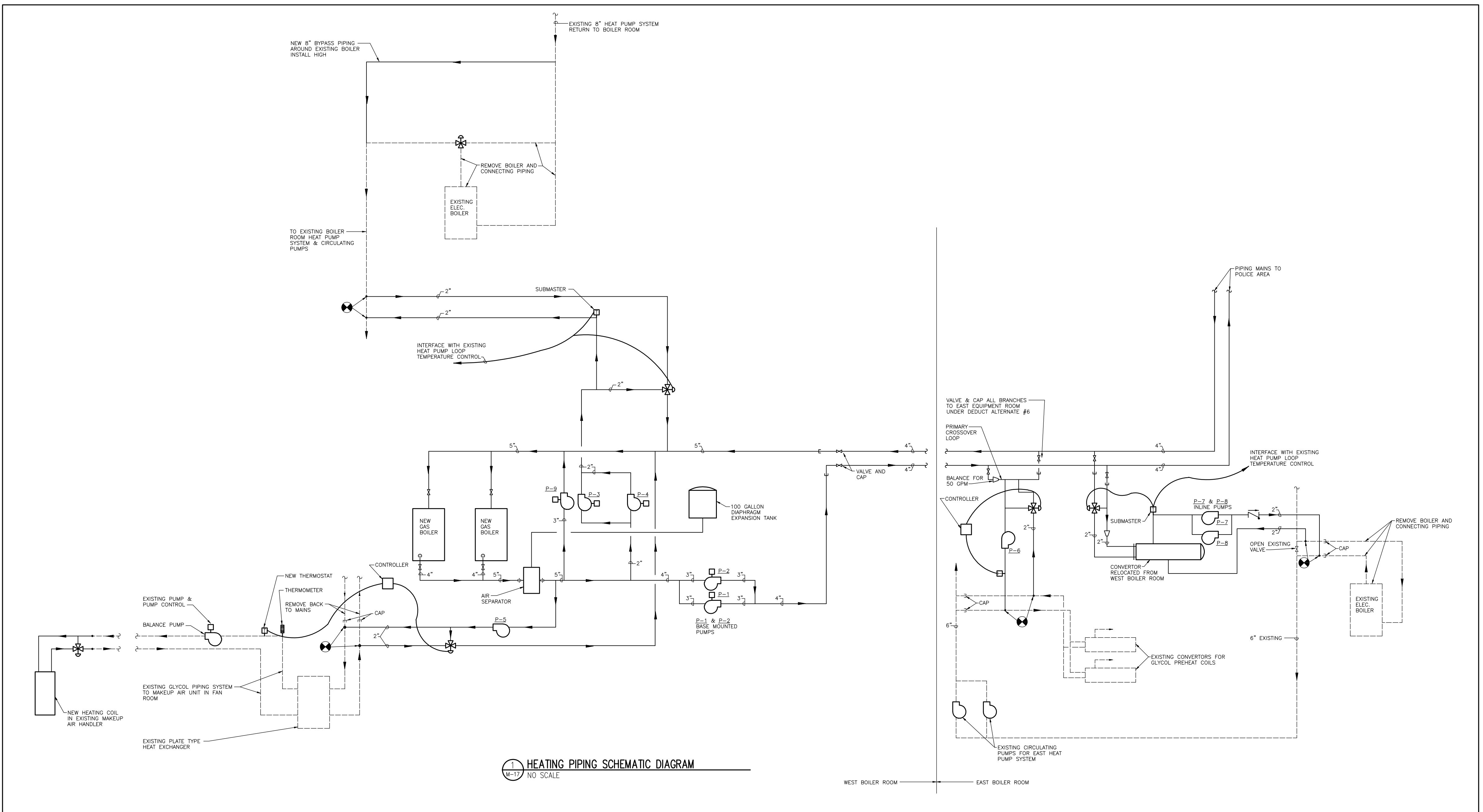
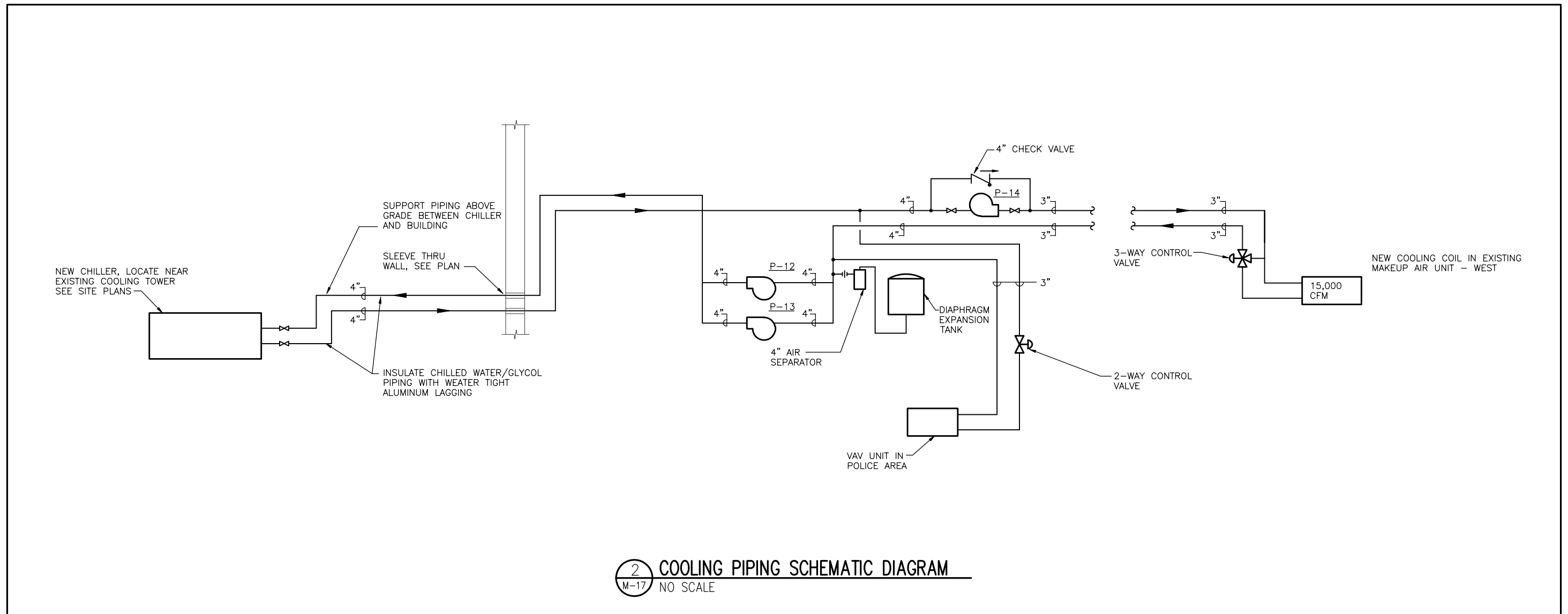
COMMISSION NO. 40019
FILE NO. 40210M16.DWG-05

SHEET NO.
M-16
OF 31



- KEY NOTES:**
1. DISCONNECT BOILER WATER TO EXISTING PLATE TYPE HEAT EXCHANGER.
 2. EXISTING PUMP FOR PREHEAT COIL TO REMAIN.
 3. REMOVE ABANDON SHELL AND TUBE CONVERTER AND REINSTALL IN EAST BOILER ROOM.
 4. REPLACE EXISTING PREHEAT COIL WITH A NEW COOLING COIL WITH MAXIMUM FACE AREA.
 5. NEW PREHEAT COIL. MOVE FILTERS AND ADJUST DUCTWORK TO PROVIDE SPACE. SPEED UP FAN.
 6. VALVE AND CAP 4" HEATING MAINS UNDER EXIST. ALTERNATE #5.
 7. NOT USED.
 8. NOT USED.
 9. NOT USED.
 10. NEW BASE BID GAS BOILER.
 11. NEW BASE BID WATER HEATER.
 12. NEW BASE MOUNTED PUMPS.
 13. NOT USED.
 14. NEW MOTORIZED 3 WAY VALVE.





Cluts
O'Brien
Strother
ARCHITECTS

7530 MARKET PLACE DRIVE
EDEN PRAIRIE, MN 55044
(612)941-4822
FAX 941-4842

I HEREBY CERTIFY THAT THE PLAN, SPECIFICATIONS, OR CONTRACT AND RELATED DOCUMENTS ARE MY OWN WORK AND THAT I AM A DULY LICENSED ENGINEER UNDER THE LAWS OF THE STATE OF MINNESOTA.

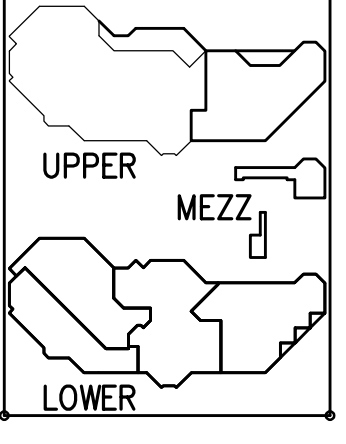
ENR ASSOCIATES INC.
CONSULTING ENGINEERS
1905 LINCOLN AVE. #300
PHILADELPHIA, PA 19102
Phone (610) 598-8700 Fax 598-8805

ISSUE DATA

DATE 3/7/93
REVISED 4/20/93

NO. & CLARIFICATION ITEMS

EDEN PRAIRIE CIVIC CENTER



HEATING AND COOLING PIPING SCHEMATIC

COPYRIGHT 1993

COMMISSION NO. 40019
FILE NO. 40019M17/2W-06

SHEET NO.
M-17
OF 31

I HEREBY CERTIFY THAT THE PLAN, SPECIFICATIONS, AND REPORTS WERE PREPARED BY ME OR UNDER MY DIRECT SUPERVISION AND THAT I AM A DULY LICENSED ENGINEER UNDER THE LAWS OF THE STATE OF MINNESOTA.

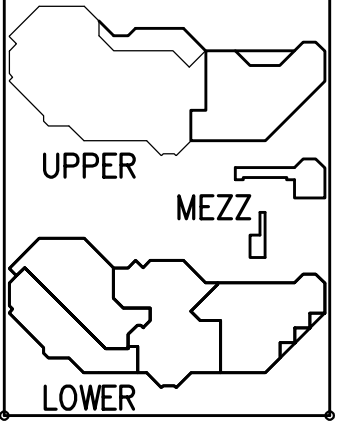
DATE: _____ REG. NO.: _____

EVE ASSOCIATES INC.
CONSULTING ENGINEERS
1000 LINDSEY DRIVE, SUITE 200
EDEN PRAIRIE, MN 55424
Phone (612) 948-9778 Fax 948-8005

ISSUE DATA

DATE: 3/27/03
REVISED: 4/20/03
ADD. & CLARIFICATION ITEMS

EDEN PRAIRIE CIVIC CENTER

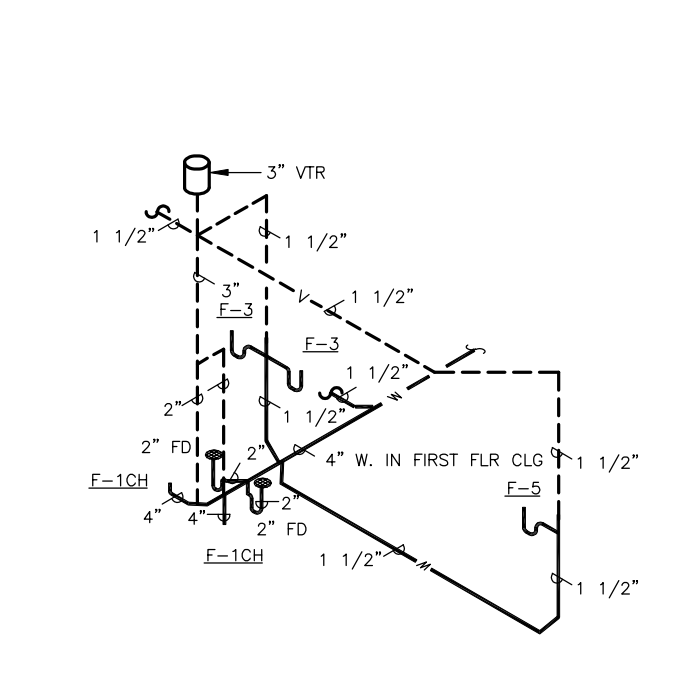


PLUMBING RISER DIAGRAMS

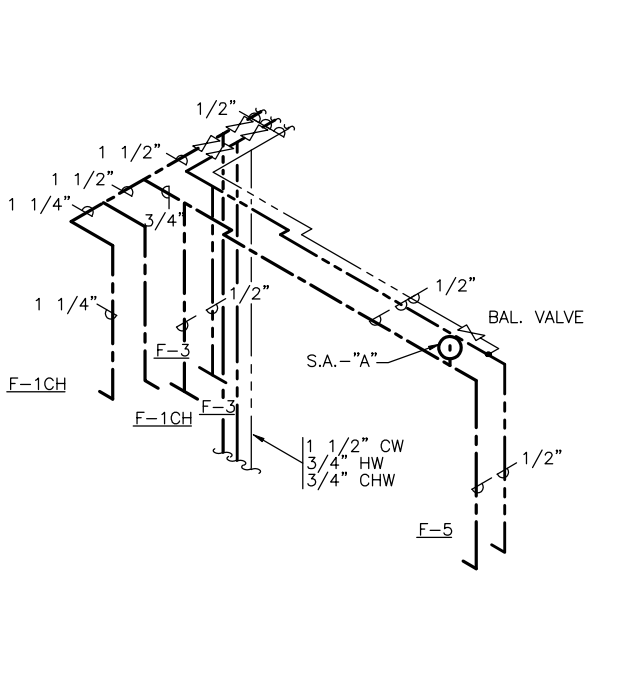
COPYRIGHT 1992

COMMISSION NO. 4009
FILE NO. 4009MBLWD-05

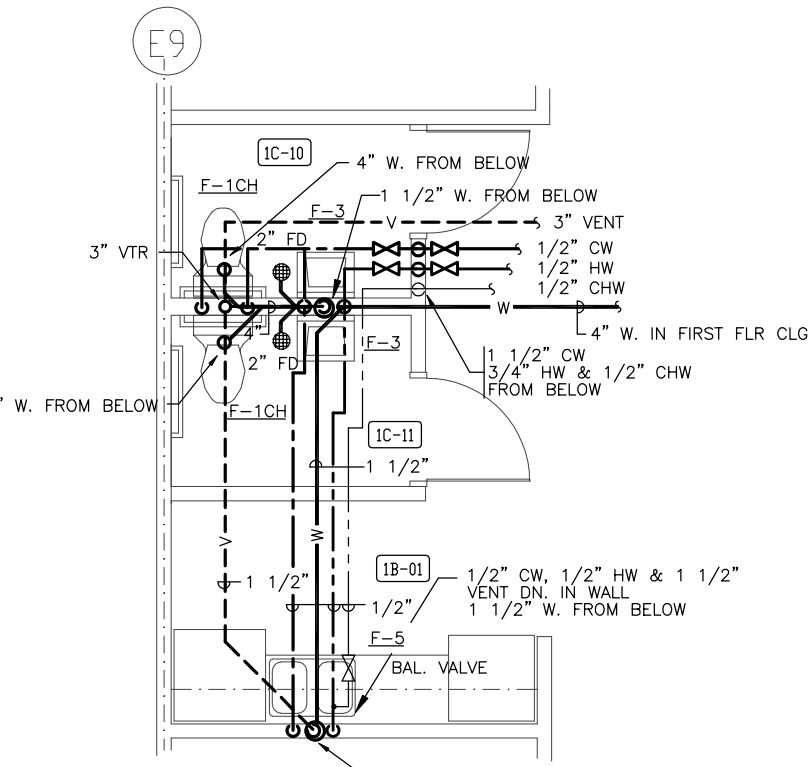
SHEET NO.
M-18
OF 31



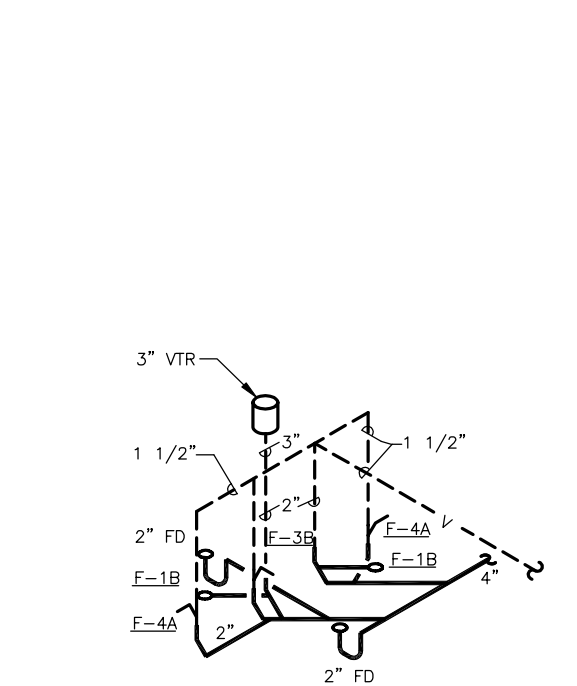
CITY HALL WASTE AND VENT PIPING RISER DIAGRAM
NO SCALE



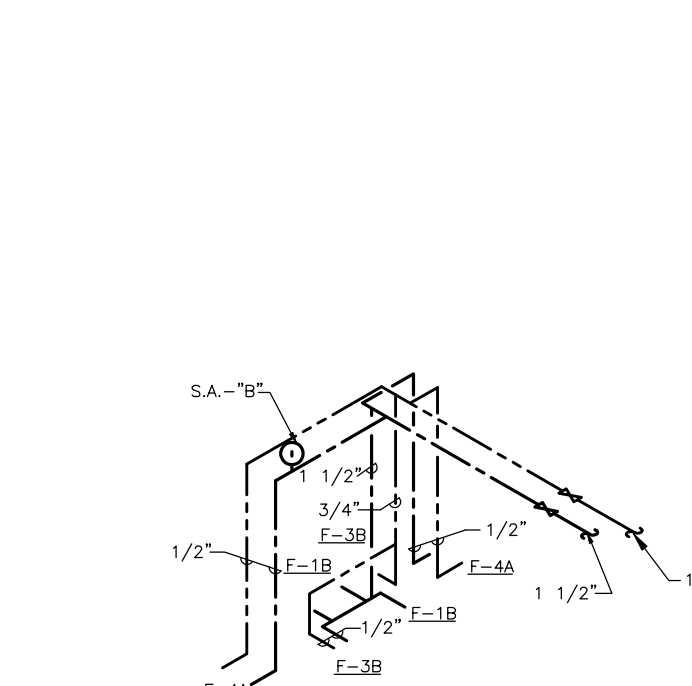
CITY HALL WATER PIPING RISER DIAGRAM
NO SCALE



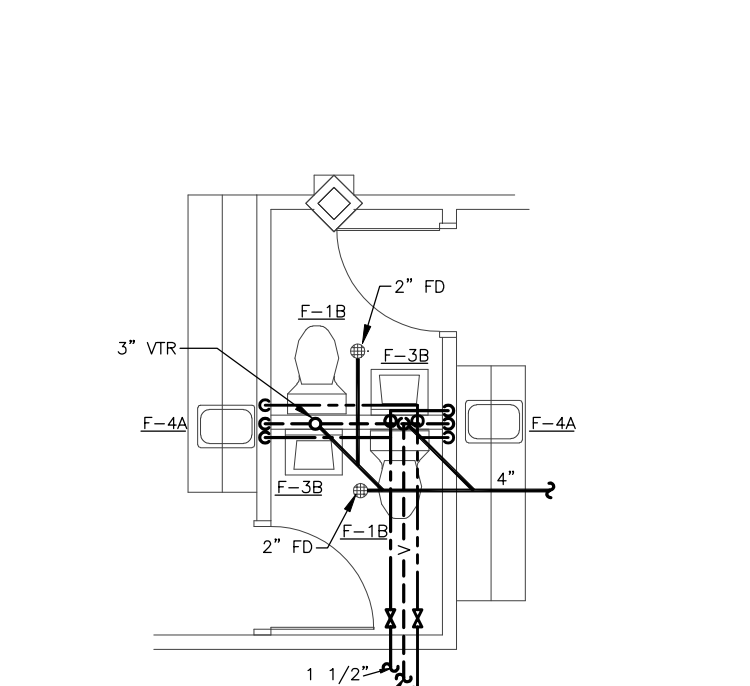
CITY HALL BACK TO BACK TOILET ROOMS
SCALE: 1/4"=1'-0"



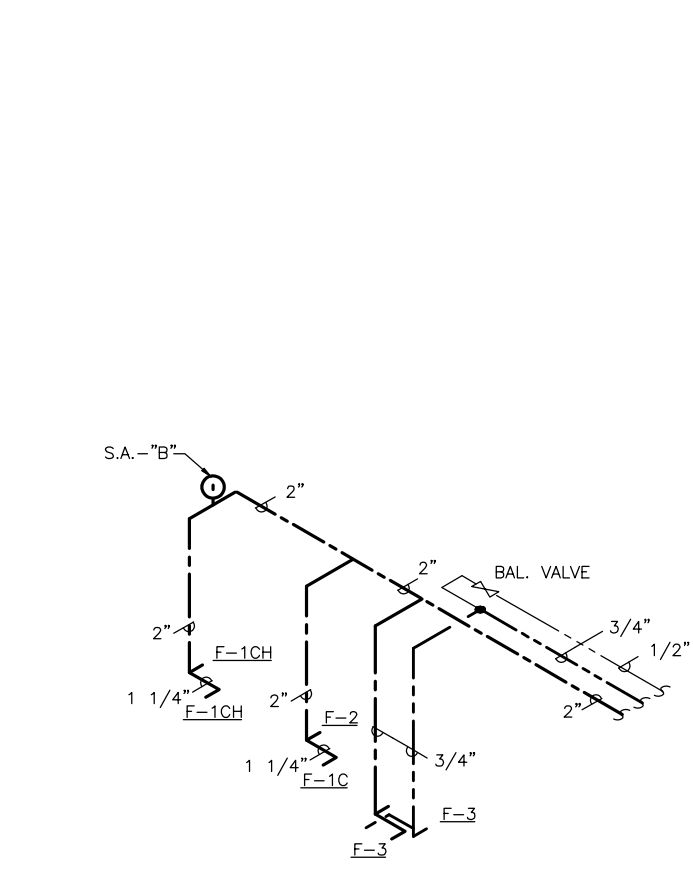
COMMUNITY EDUCATION WASTE AND VENT PIPING RISER DIAGRAM
NO SCALE



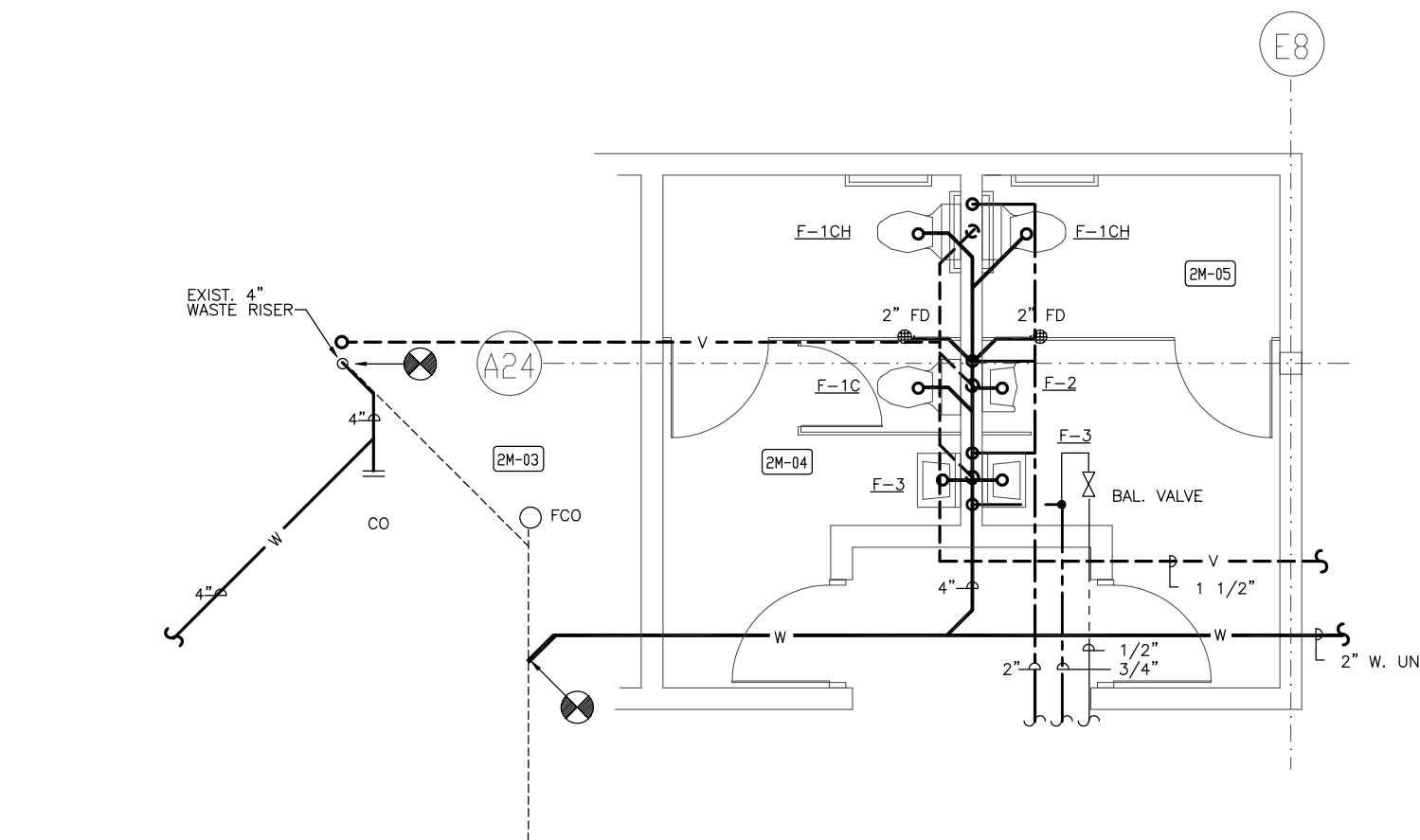
COMMUNITY EDUCATION WATER PIPING RISER DIAGRAM
NO SCALE



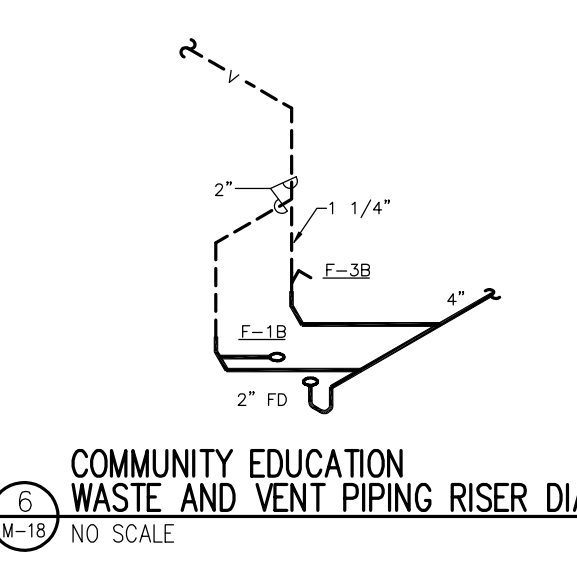
COMMUNITY EDUCATION TYPICAL BACK TO BACK TOILET ROOMS
SCALE: 1/4"=1'-0"



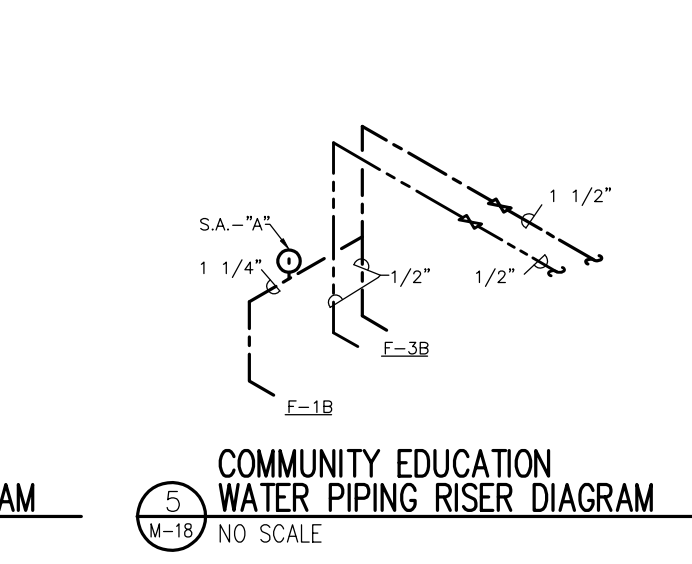
POLICE DEPARTMENT WATER PIPING RISER DIAGRAM
NO SCALE



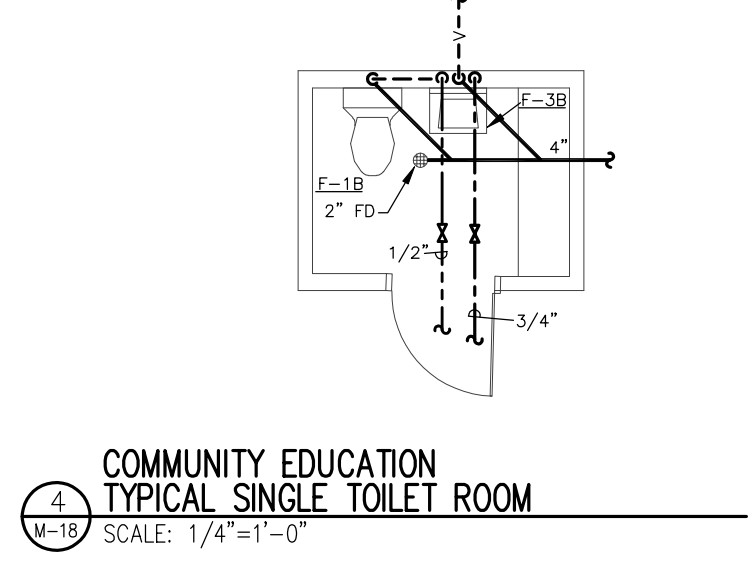
POLICE DEPARTMENT BACK TO BACK TOILET ROOMS
SCALE: 1/4"=1'-0"



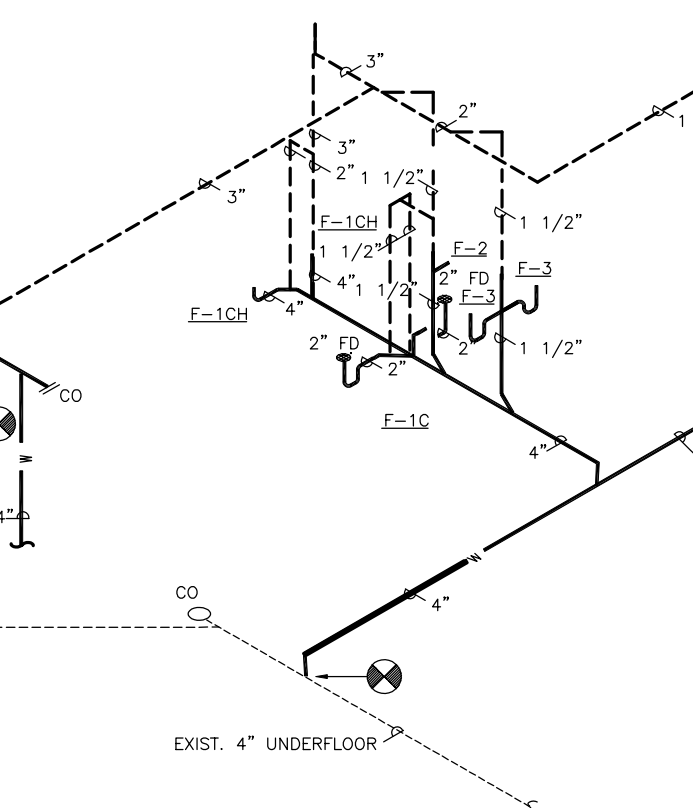
COMMUNITY EDUCATION WASTE AND VENT PIPING RISER DIAGRAM
NO SCALE



COMMUNITY EDUCATION WATER PIPING RISER DIAGRAM
NO SCALE



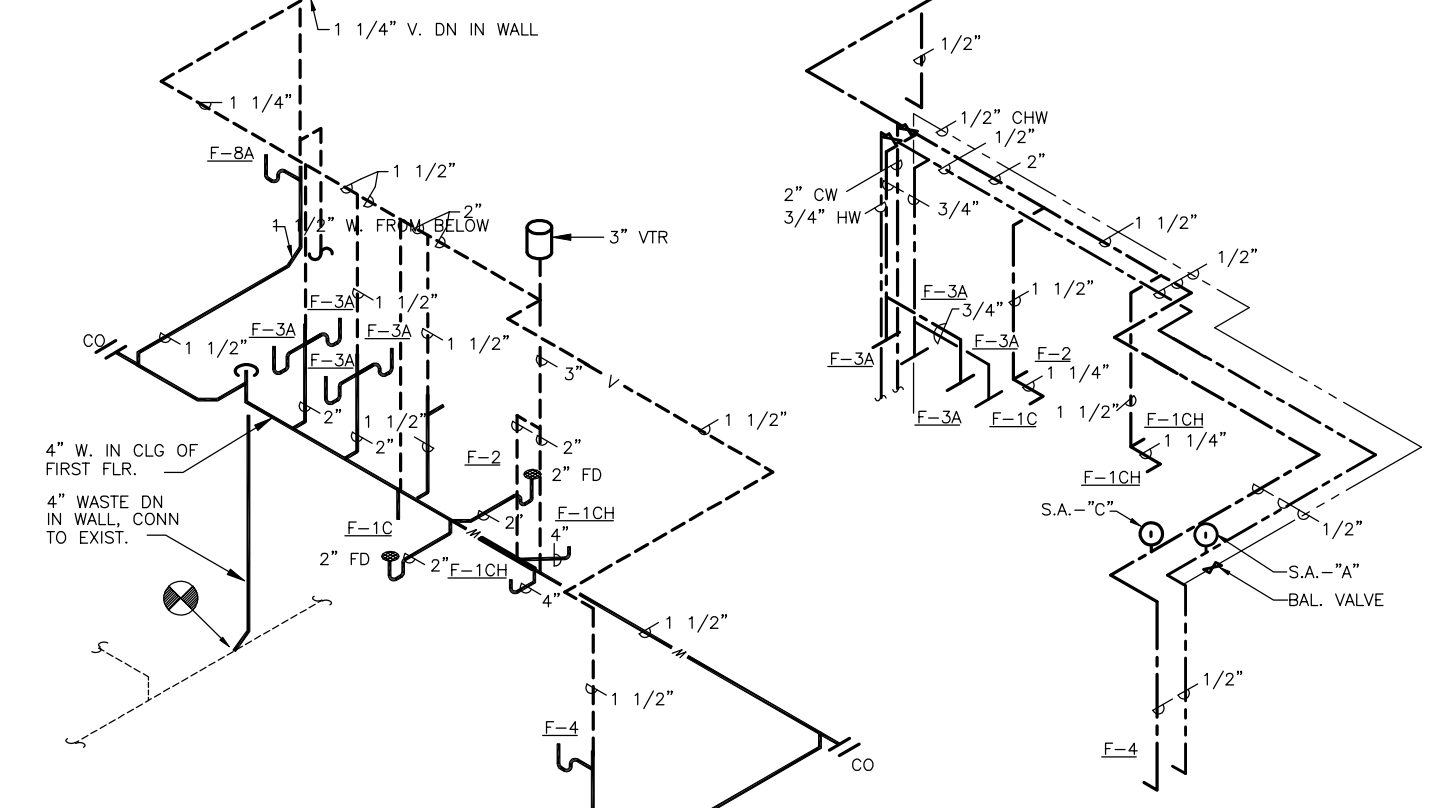
COMMUNITY EDUCATION TYPICAL SINGLE TOILET ROOM
SCALE: 1/4"=1'-0"



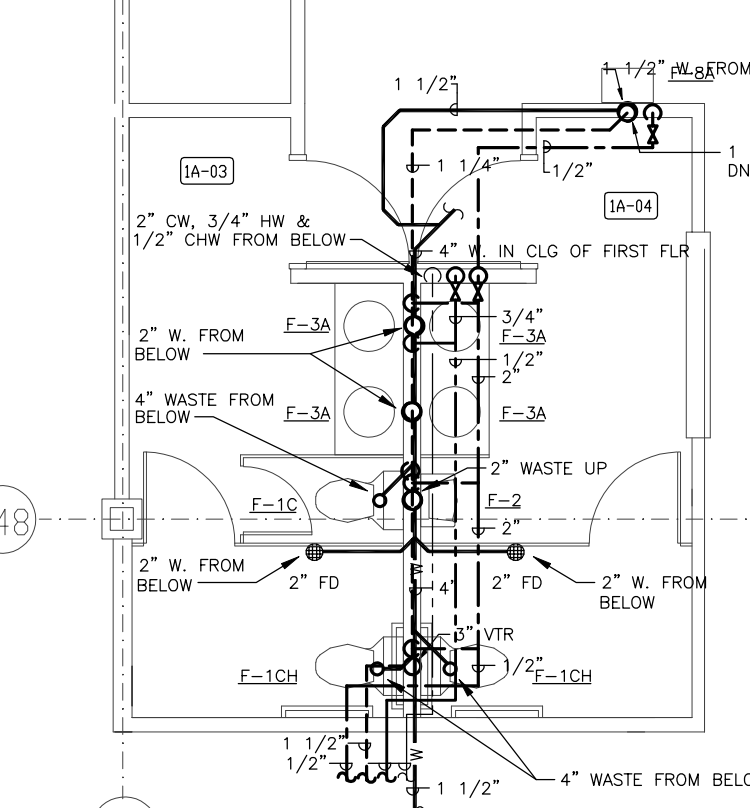
POLICE DEPARTMENT WASTE AND VENT PIPING RISER DIAGRAM
NO SCALE



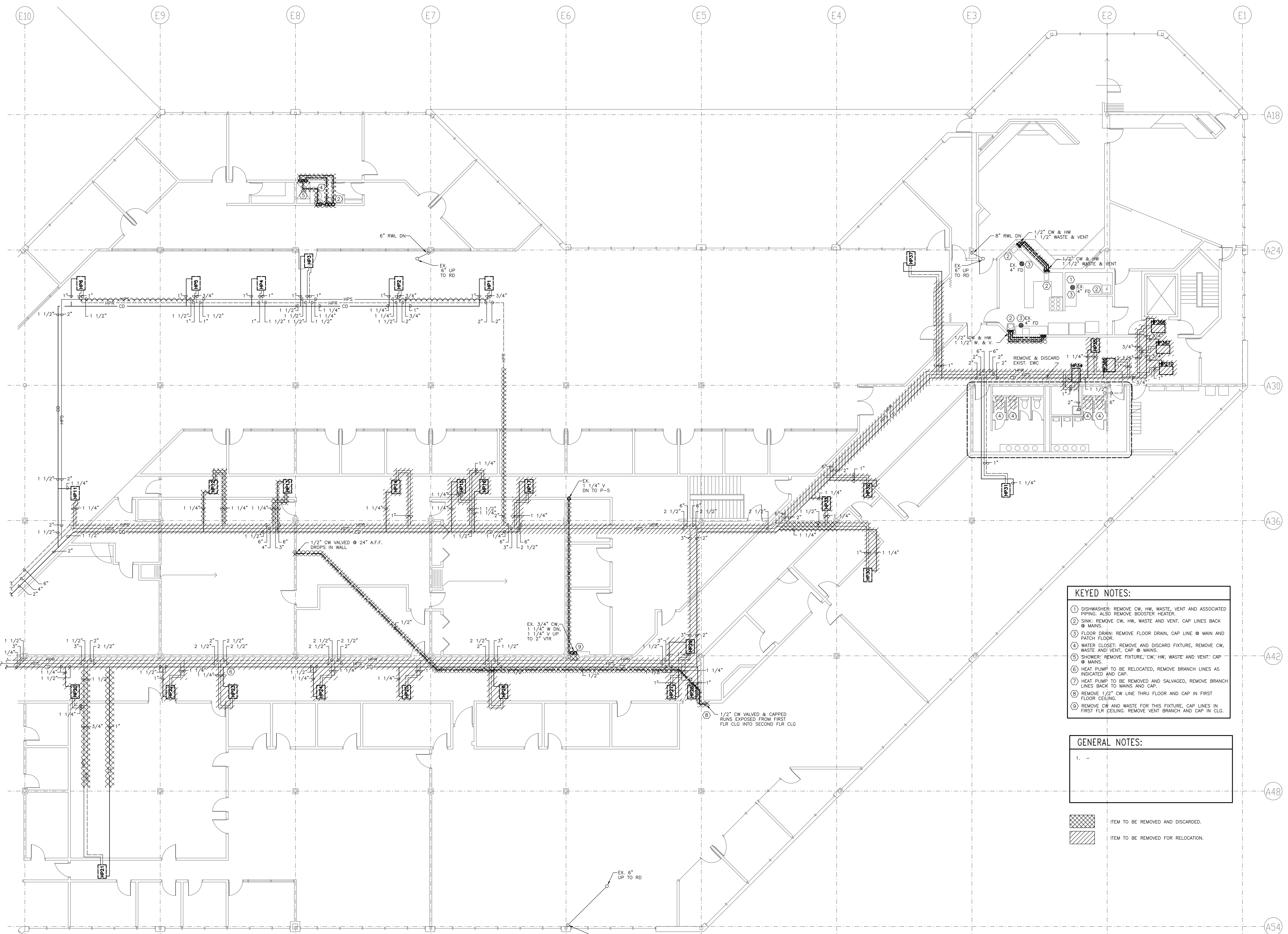
CITY HALL WASTE AND VENT PIPING RISER DIAGRAM
NO SCALE



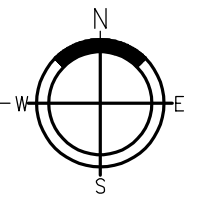
CITY HALL WATER PIPING RISER DIAGRAM
NO SCALE



CITY HALL BACK TO BACK TOILET ROOMS
SCALE: 1/4"=1'-0"



SECOND FLOOR EAST PIPING DEMOLITION PLAN
SCALE: 1/8"=1'-0"



- KEYED NOTES:**
- ① DISMANTLER: REMOVE CW, HW, WASTE, VENT AND ASSOCIATED PIPING. ALSO REMOVE BOOSTER HEATER.
 - ② SINK: REMOVE CW, HW, WASTE AND VENT. CAP LINES BACK @ MAINS.
 - ③ FLOOR DRAIN: REMOVE FLOOR DRAIN, CAP LINE @ MAIN AND WATCH FLOOR.
 - ④ WATER CLOSET: REMOVE AND DISCARD FIXTURE, REMOVE CW, WASTE AND VENT. CAP @ MAINS.
 - ⑤ SHOWER: REMOVE FIXTURE, CW, HW, WASTE AND VENT. CAP @ MAINS.
 - ⑥ HEAT PUMP TO BE RELOCATED. REMOVE BRANCH LINES AS INDICATED AND CAP.
 - ⑦ HEAT PUMP TO BE REMOVED AND SALVAGED. REMOVE BRANCH LINES BACK TO MAINS AND CAP.
 - ⑧ REMOVE 1/2" CW LINE THRU FLOOR AND CAP IN FIRST FLOOR CEILING.
 - ⑨ REMOVE CW AND WASTE FOR THIS FIXTURE. CAP LINES IN FIRST FLOOR CEILING. REMOVE VENT BRANCH AND CAP IN CLG.

GENERAL NOTES:

1. -

- ITEM TO BE REMOVED AND DISCARDED.
- ITEM TO BE REMOVED FOR RELOCATION.

Cluts O'Brien Strother ARCHITECTS
7530 MARKET PLACE DRIVE
EDEN PRairie, MN 55424
(612)941-4822
FAX 954-582

I HEREBY CERTIFY THAT THIS PLAN, SPECIFICATION, OR REPORT WAS PREPARED BY ME OR UNDER MY DIRECT SUPERVISION AND THAT I AM A DULY LICENSED ENGINEER UNDER THE LAWS OF THE STATE OF MINNESOTA.

DATE: 3/27/03

EXE INC.
CONSULTING ENGINEERS
1000 LEXINGTON AVENUE, SUITE 2000
PHOENIX, ARIZONA 85016
Phone: (602) 944-8778 Fax: 602-944-8005

ISSUE DATA

DATE	BY	REVISION
3/27/03		

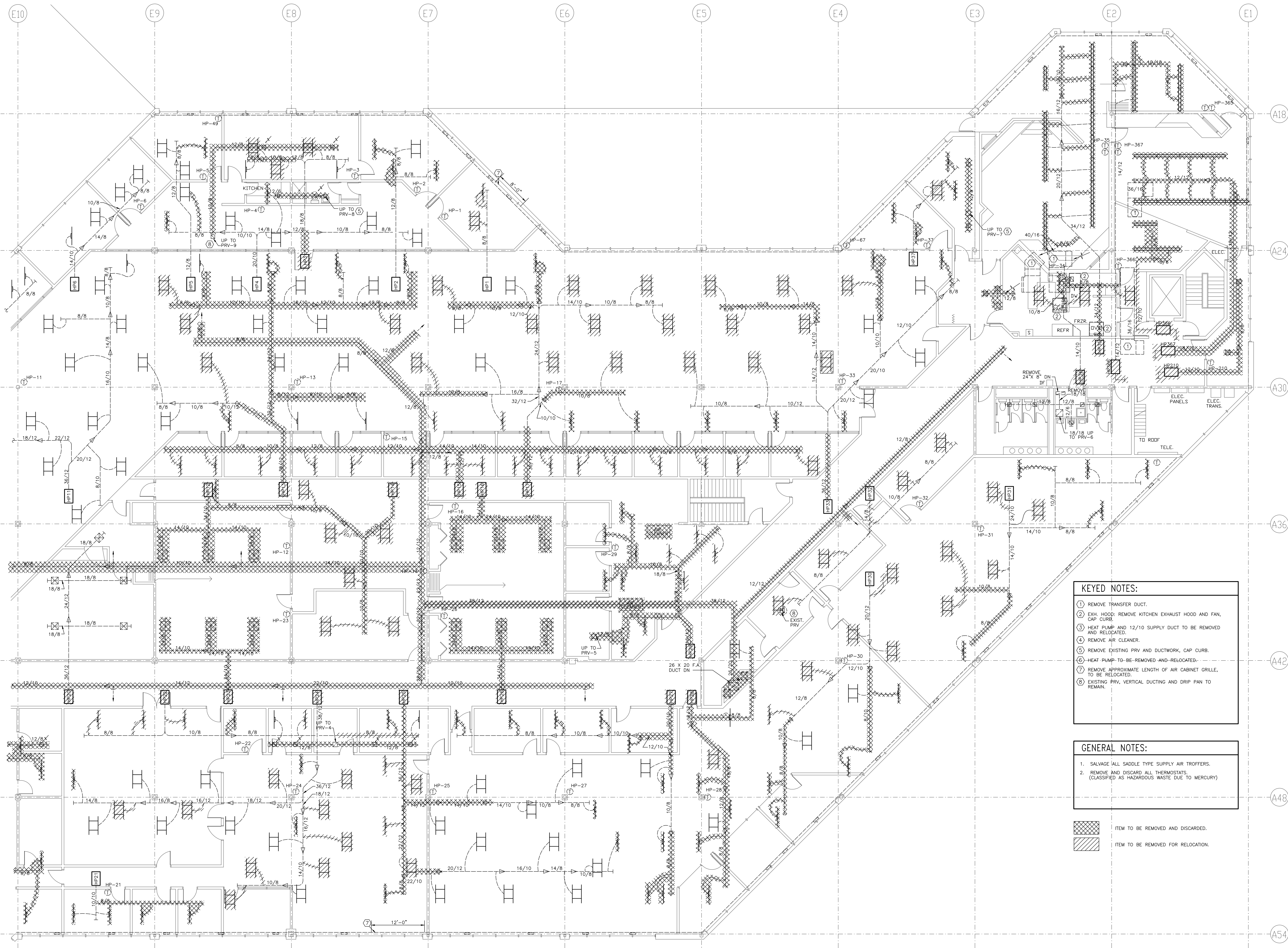
EXISTING CPT BUILDING

UPPER
MEZZ
LOWER

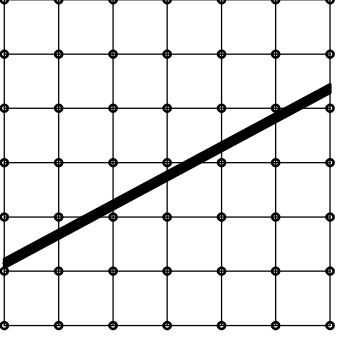
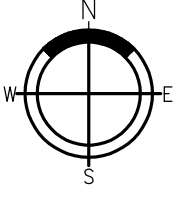
MECHANICAL EAST SECOND FLOOR PIPING DEMOLITION PLAN
COPYRIGHT 1993

COMMISSION NO. 40019
FILE NO. 40210M19.2WD-06

SHEET NO.
M-19
OF 31



SECOND FLOOR EAST HVAC DEMOLITION PLAN
SCALE: 1/8"=1'-0"



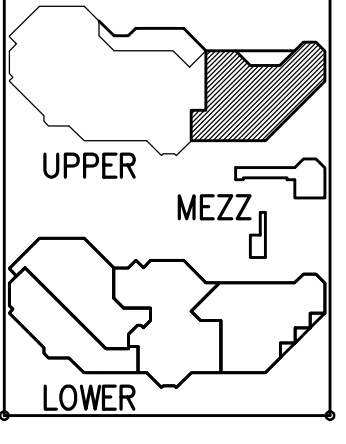
**Cluts
O'Brien
Strother
ARCHITECTS**
7530 MARKET PLACE DRIVE
LEWIS, MINN. 55044
(612)941-4822
FAX 941-9482

I HEREBY CERTIFY THAT THIS PLAN, SPECIFICATION, OR REPORT WAS PREPARED BY ME OR UNDER MY DIRECT SUPERVISION AND THAT I AM A DULY LICENSED ENGINEER UNDER THE LAWS OF THE STATE OF MINNESOTA.

EXE INC.
ASSOCIATE ENGINEER
1000 LAKEVIEW AVENUE
MINNEAPOLIS, MN 55401
Phone: (612) 838-8778 Fax: 838-8005

ISSUE DATA
DATE: 3/7/93

**EXISTING
CPT
BUILDING**



**MECHANICAL
EAST
SECOND FLOOR
HVAC
DEMOLITION
PLAN**

COMMISSION NO. 4009
FILE NO. 4021002.000-06

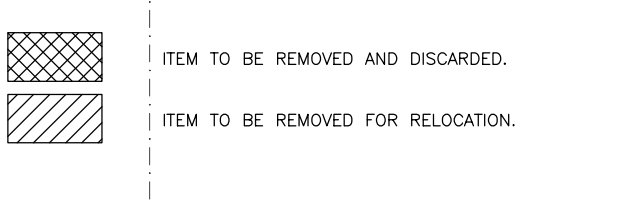
SHEET NO.
M-20
OF 31

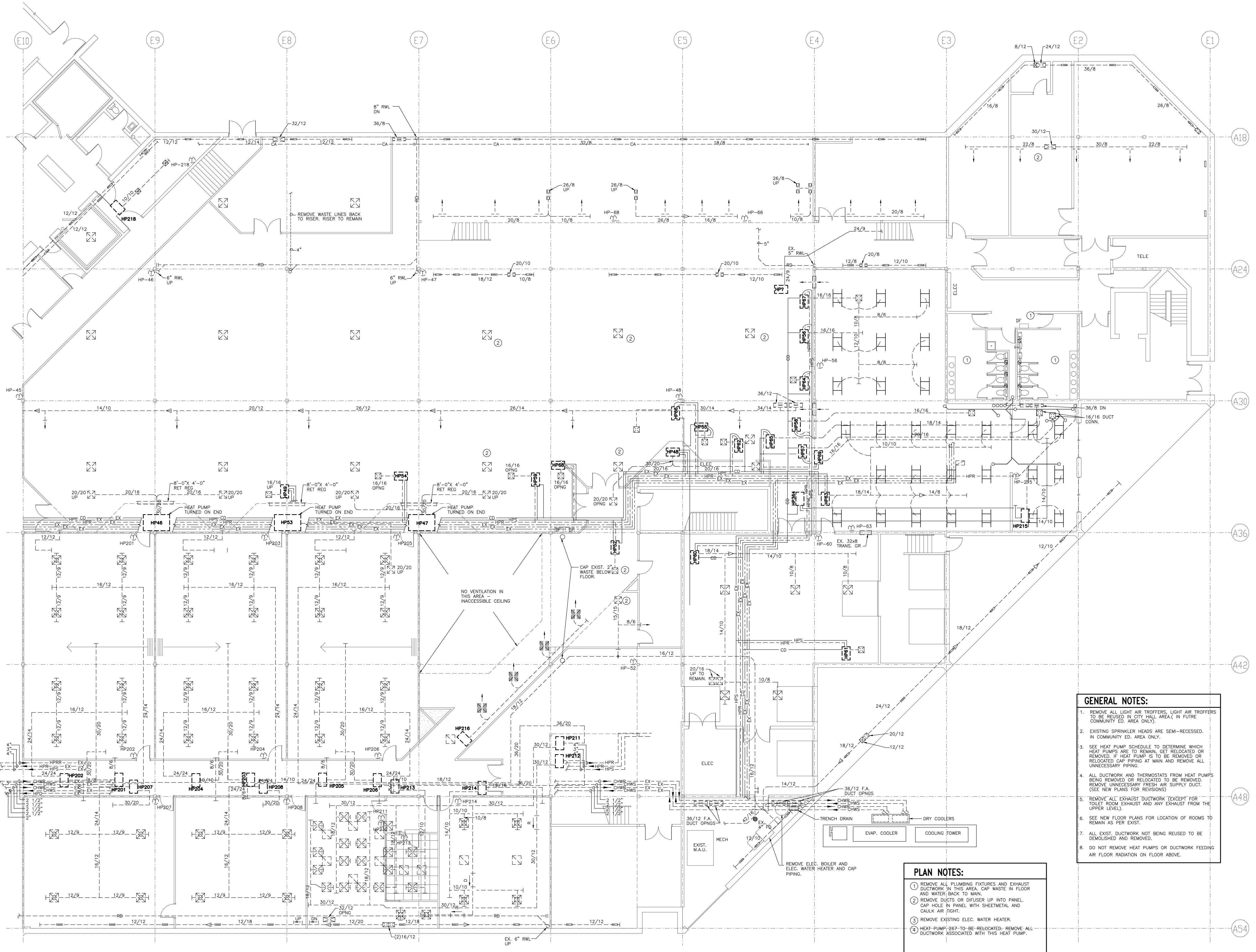
KEYED NOTES:

- REMOVE TRANSFER DUCT.
- EXH. HOOD- REMOVE KITCHEN EXHAUST HOOD AND FAN, CAP CURB.
- HEAT PUMP AND 12"/10 SUPPLY DUCT TO BE REMOVED AND RELOCATED.
- REMOVE AIR CLEANER.
- REMOVE EXISTING PRV AND DUCTWORK, CAP CURB.
- HEAT PUMP- TO BE REMOVED AND RELOCATED.
- REMOVE APPROXIMATE LENGTH OF AIR CABINET GRILLE, TO BE RELOCATED.
- EXISTING PRV, VERTICAL DUCTING AND DRP PAN TO REMAIN.

GENERAL NOTES:

- SALVAGE ALL SADDLE TYPE SUPPLY AIR TROFFERS.
- REMOVE AND DISCARD ALL THERMOSTATS. (CLASSIFIED AS HAZARDOUS WASTE DUE TO MERCURY)





1 FIRST FLOOR EAST PIPING & HVAC DEMOLITION PLAN
 SCALE: 1/8"=1'-0"

Cluts O'Brien Strother ARCHITECTS
 7500 MARKET PLACE DRIVE
 Eagan, MN 55124
 (612)941-4822
 FAX 954-592

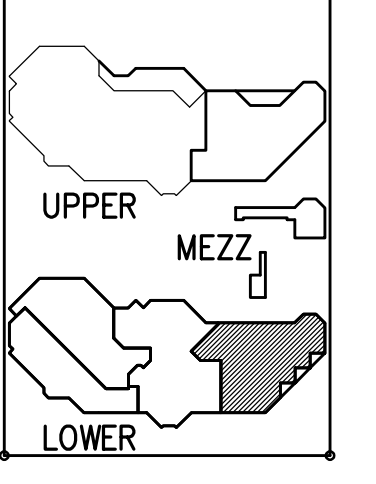
I HEREBY CERTIFY THAT THIS PLAN, SPECIFICATION, OR REPORT WAS PREPARED BY ME OR UNDER MY DIRECT SUPERVISION AND THAT I AM A LICENSED PROFESSIONAL ENGINEER UNDER THE LAWS OF THE STATE OF MINNESOTA.

EVE ASSOCIATES INC.
 CONSULTING ENGINEERS
 1500 LEXINGTON AVENUE, SUITE 1500
 PHOENIX, ARIZONA 85010
 PHONE (602) 948-8778 FAX (602) 948-8005

ISSUE DATA

DATE	BY	REVISION
3/7/03		

EXISTING CPT BUILDING

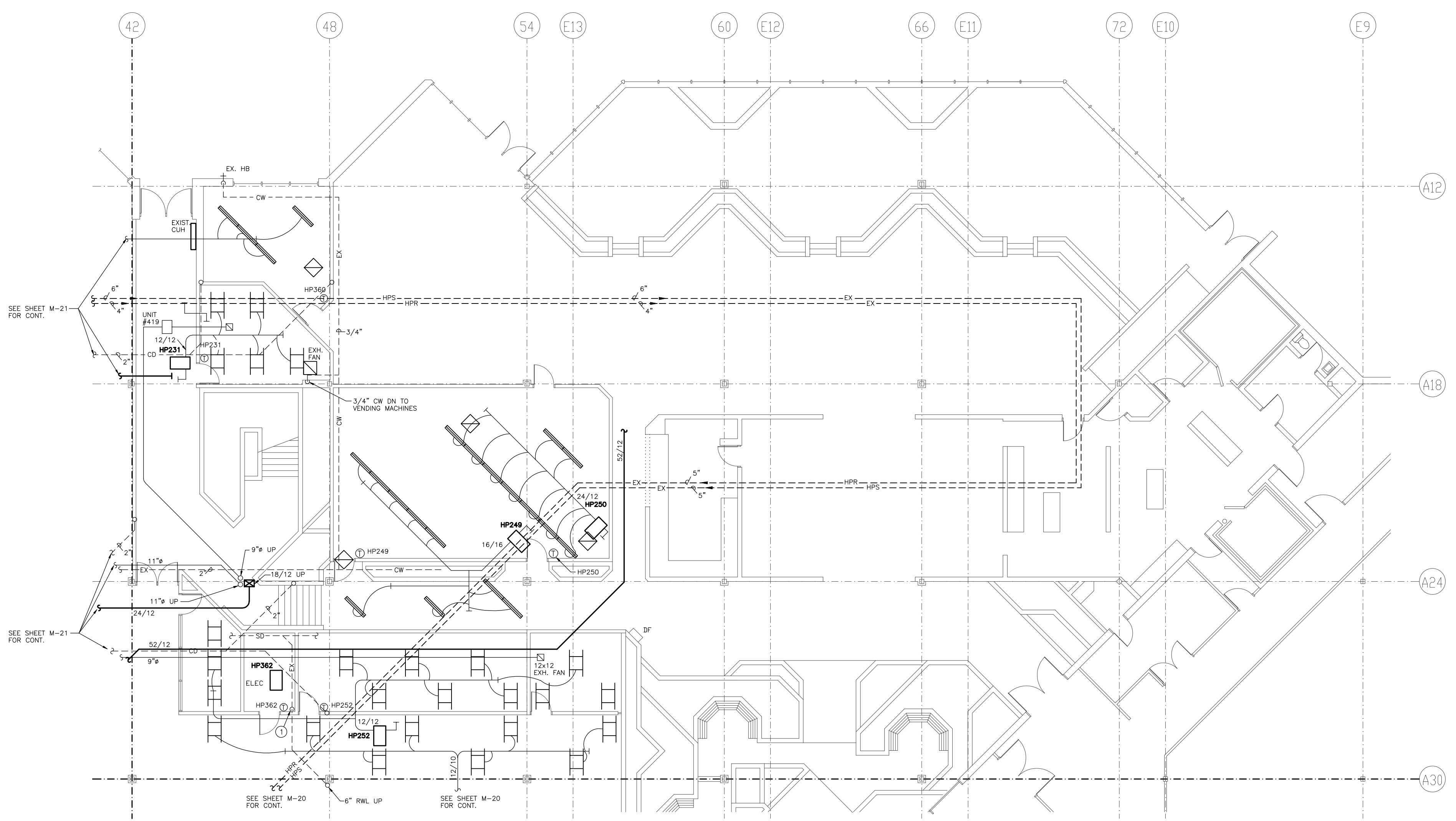


MECHANICAL EAST FIRST FLOOR DEMOLITION PLAN

COMMISSION NO. 4009
 FILE NO. 4009MCLDW-06

- GENERAL NOTES:**
- REMOVE ALL LIGHT AIR TROFFERS, LIGHT AIR TROFFERS TO BE REUSED IN CITY HALL AREA IN FUTURE COMMUNITY ED. AREA ONLY.
 - EXISTING SPRINKLER HEADS ARE SEMI-RECESSED IN COMMUNITY ED. AREA ONLY.
 - SEE HEAT PUMP SCHEDULE TO DETERMINE WHICH HEAT PUMPS ARE TO REMAIN, USE RELOCATED OR REMOVED. IF HEAT PUMP IS TO BE REMOVED OR RELOCATED CAP PIPING AT MAIN AND REMOVE ALL UNNECESSARY PIPING.
 - ALL DUCTWORK AND TRUNKS FROM HEAT PUMPS BEING REMOVED OR RELOCATED TO BE REMOVED. REMOVE UNNECESSARY FRESH AIR SUPPLY DUCTS (SEE NEW PLANS FOR REVISIONS).
 - REMOVE ALL EXHAUST DUCTWORK EXCEPT FOR TOILET ROOM EXHAUST AND ANY EXHAUST FROM THE UPPER LEVEL.
 - SEE NEW FLOOR PLANS FOR LOCATION OF ROOMS TO REMAIN AS PER EXIST.
 - ALL EXIST. DUCTWORK NOT BEING REUSED TO BE DEMOLISHED AND REMOVED.
 - DO NOT REMOVE HEAT PUMPS OR DUCTWORK FEEDING AIR FLOOR RADIATION ON FLOOR ABOVE.

- PLAN NOTES:**
- REMOVE ALL PLUMBING FIXTURES AND EXHAUST DUCTWORK IN THIS AREA. CAP WASTE IN FLOOR AND WATER BACK TO MAIN.
 - REMOVE DUCTS OR DISRUPT UP INTO PANEL. CAP HOLES IN PANELS WITH GREENMETAL AND CASIX AIR FOAM.
 - REMOVE EXISTING ELEC. WATER HEATER.
 - HEAT PUMP-TO-BE RELOCATED. REMOVE ALL DUCTWORK ASSOCIATED WITH THIS HEAT PUMP.



1 FIRST FLOOR NORTHEAST - DEMOLITION PLAN - HVAC
 1/8\"/>

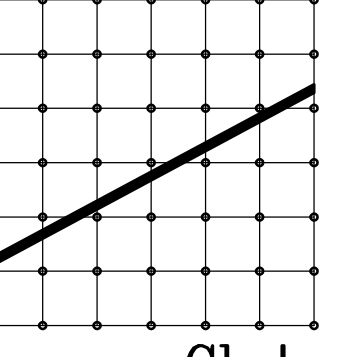
GENERAL NOTES:

- REMOVE ALL LIGHT AIR DIFFUSERS, LIGHT AIR DIFFUSERS TO BE RECESSED IN CITY HALL AREA, IN FUTURE COMMUNITY ED. AREA ONLY.
- EXISTING SPRINKLER HEADS ARE SEMI-RECESSED, IN COMMUNITY ED. AREA ONLY.
- SEE HEAT PUMP SCHEDULE TO DETERMINE WHICH HEAT PUMPS ARE TO REMAIN, BE RELOCATED OR REMOVED. IF HEAT PUMP IS TO BE REMOVED OR RELOCATED, SEE PIPING AT MAIN AND REMOVE ALL UNNECESSARY PIPING.
- ALL DUCTWORK AND THERMOSTATS FROM HEAT PUMPS BEING REMOVED OR RELOCATED TO BE REMOVED. REMOVE UNNECESSARY FRESH AIR SUPPLY DUCT. (SEE NEW PLANS FOR REVISIONS).
- REMOVE ALL EXHAUST DUCTWORK (EXCEPT FOR TOILET ROOM EXHAUST AND ANY EXHAUST FROM THE UPPER LEVEL).
- SEE NEW FLOOR PLANS FOR LOCATION OF ROOMS TO REMAIN AS PER EXIST.
- ALL EXIST. DUCTWORK NOT BEING REUSED TO BE DEMOLISHED AND REMOVED.
- DO NOT REMOVE HEAT PUMPS OR DUCTWORK FEEDING AIR FLOOR RADIATION ON FLOOR ABOVE.

NOTE:
 THIS PLAN IS FOR REFERENCE ONLY.
 DUCTWORK, PIPING AND EQUIPMENT LOCATED FROM PREVIOUSLY SHOWN PLANS.

PLAN NOTES:

- EXISTING 8\"/>



Cluts O'Brien Strother ARCHITECTS

7530 MARKET PLACE DRIVE
 EDEEN, MINN. 55424
 (612) 941-4822
 FAX 941-3912

I HEREBY CERTIFY THAT THE PLAN, SPECIFICATIONS, OR OTHER INSTRUMENTS PREPARED BY ME OR UNDER MY DIRECT SUPERVISION AND THAT I AM A DULY LICENSED ENGINEER UNDER THE LAWS OF THE STATE OF MINNESOTA.

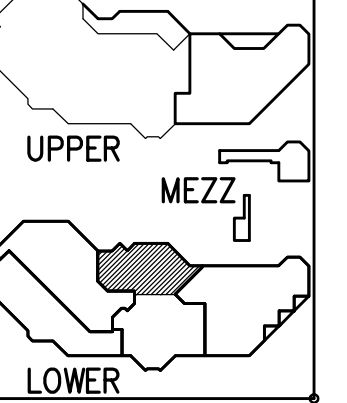
DATE: _____



ISSUE DATA

DATE: 5/27/93

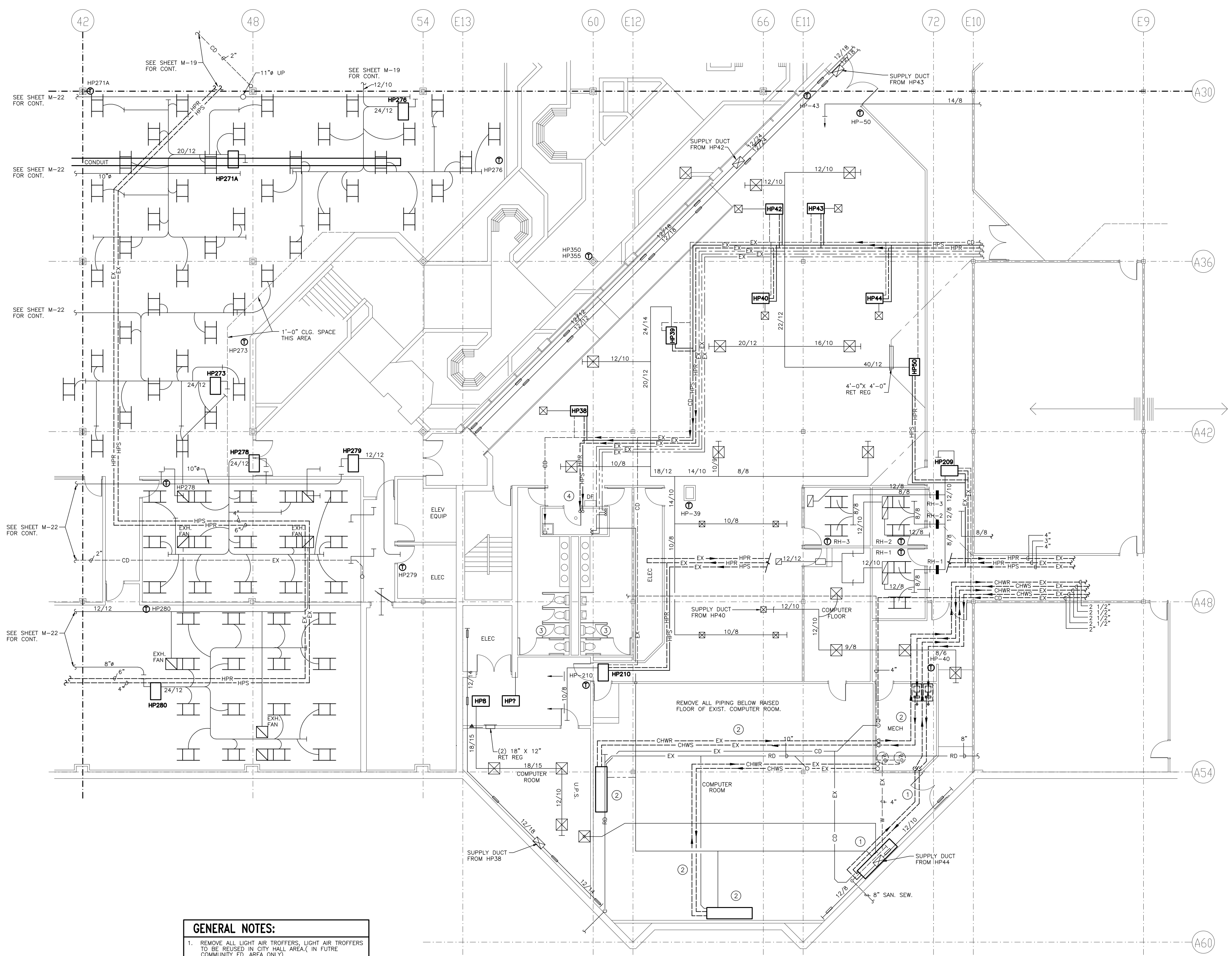
EXISTING CPT BUILDING



MECHANICAL FIRST FLOOR NORTHEAST DEMOLITION PLAN

COPYRIGHT 1993
 COMMISSION NO. 40019
 FILE NO. 4021M22.2WG-06

SHEET NO.
M-22
 OF 31



- GENERAL NOTES:**
1. REMOVE ALL LIGHT AIR TROFFERS, LIGHT AIR TROFFERS TO BE RELOCATED IN LIFT HALL AREA, IN FUTURE COMMUNITY ED. AREA ONLY.
 2. EXISTING SPRINKLER HEADS ARE SEMI-RECESSED, IN COMMUNITY ED. AREA ONLY.
 3. SEE HEAT PUMP SCHEDULE TO DETERMINE WHICH HEAT PUMPS ARE TO REMAIN, GET RELOCATED OR REMOVED. IF HEAT PUMP IS TO BE REMOVED OR RELOCATED CAP PIPING AT MAN AND REMOVE ALL UNNECESSARY PIPING.
 4. ALL DUCTWORK AND THERMOSTATS FROM HEAT PUMPS BEING REMOVED OR RELOCATED TO BE REMOVED. REMOVE UNNECESSARY FRESH AIR SUPPLY DUCT. (SEE NEW PLANS FOR REVISIONS)
 5. REMOVE ALL EXHAUST DUCTWORK (EXCEPT FOR TOILET ROOM EXHAUST AND ANY EXHAUST FROM THE UPPER LEVEL).
 6. SEE NEW FLOOR PLANS FOR LOCATION OF ROOMS TO REMAIN AS PER EXIST.
 7. ALL EXIST. DUCTWORK NOT BEING REUSED TO BE DEMOLISHED AND REMOVED.
 8. DO NOT REMOVE HEAT PUMPS OR DUCTWORK FEEDING AIR FLOOR RADIATION ON FLOOR ABOVE.

1 FIRST FLOOR SOUTHEAST - DEMOLITION PLAN - HVAC
SCALE: 1/8"=1'-0"

NOTE:
THIS PLAN IS FOR REFERENCE ONLY
DUCTWORK, PIPING AND EQUIPMENT LOCATED
FROM PREVIOUSLY DRAWN PLANS.

- PLAN NOTES:**
- 1 REMOVE LIKEY-ARE COMPUTER ROOM COOLING UNIT AND PIPING BACK TO PUMPS.
 - 2 DISCONNECT COMPUTER ROOM COOLING UNIT AND REMOVE PIPING BACK TO PUMP-SET UNITS ON CONCRETE FLOOR WHEN RAISED FLOOR IS REMOVED.
 - 3 REMOVE (1) WATER CLOSET - CAP PIPING IN WALL.
 - 4 REMOVE (1) WATER COOLER - CAP PIPING IN WALL.

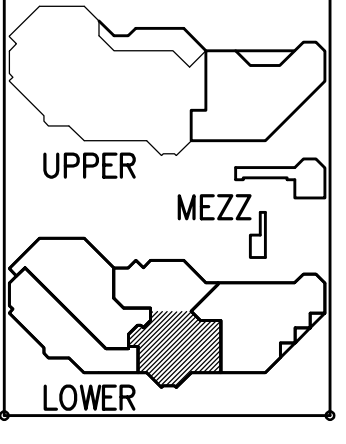
**Cluts
O'Brien
Strother
ARCHITECTS**
7530 MARKET PLACE DRIVE
LEVEN, MINN. 55044
(612)941-4822
FAX 941-9802

I HEREBY CERTIFY THAT THE PLAN, SPECIFICATIONS, OR REPORT AND SUBJECT SUPERVISION AND THAT I AM A LICENSED PROFESSIONAL ENGINEER UNDER THE LAWS OF THE STATE OF MINNESOTA.

EVE ASSOCIATES INC.
CONSULTING ENGINEERS
1000 MARKET PLACE DRIVE
LEVEN, MINN. 55044
Phone: (612) 948-9778 Fax: 948-8005

ISSUE DATA
DATE: 3/7/93

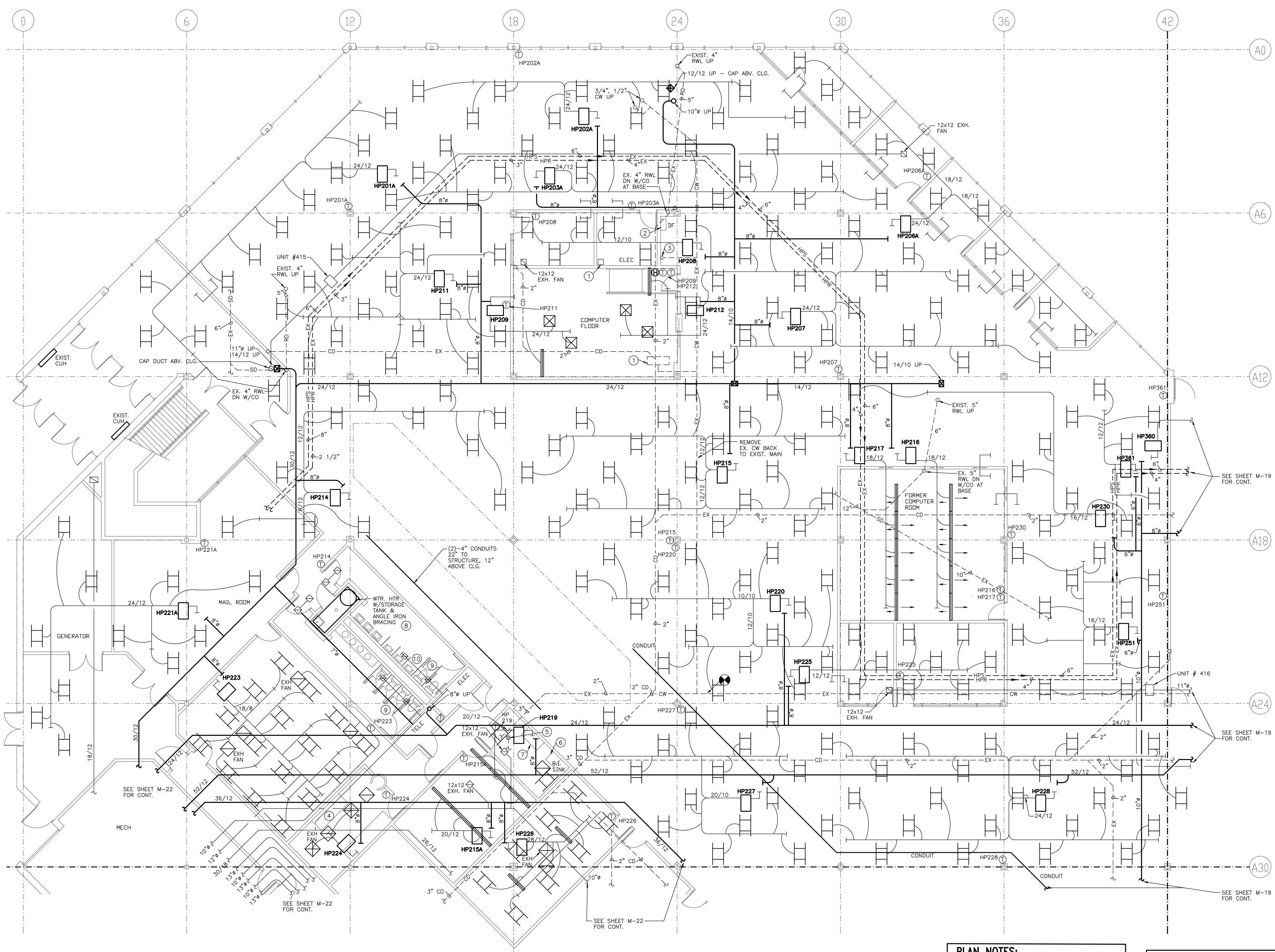
**EXISTING
CPT
BUILDING**



**MECHANICAL
FIRST
FLOOR
SOUTHEAST
DEMOLITION
PLAN**

COPYRIGHT 1993
COMMISSION NO. 40019
FILE NO. 40019M31DW-96

SHEET NO.
M-23
OF 31

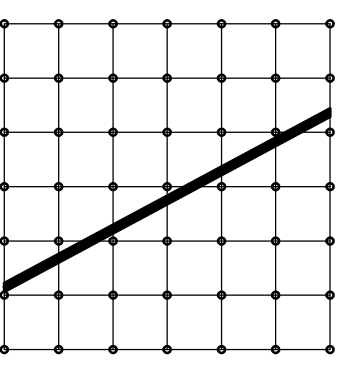


1 FIRST FLOOR NORTHWEST - DEMOLITION PLAN - HVAC
SCALE: 1/8"=1'-0"

NOTE:
THIS PLAN IS FOR REFERENCE ONLY.
DUCTWORK, PIPING AND EQUIPMENT LOCATED
FROM PREVIOUSLY DRAWN PLANS.

- PLAN NOTES:**
- 1. REMOVE HANGERS AND PIPING.
 - 2. REMOVE WATER COOLER AND CAP PIPING.
 - 3. REMOVE 3/4" OR DN TO VENDING.
 - 4. REMOVE SINK ROUGH-IN AND BRANCH LINES BACK TO MAIN.
 - 5. REMOVE FLOOR DRAIN AND CAP PIPE.
 - 6. REMOVE DASHROOM SINK AND PIPING. CAP ALL PIPING BACK TO MAINS.
 - 7. REMOVE FLAME HOOD IN DARKROOM.
 - 8. REMOVE EXISTING WATER HEATER TANK AND SUPPORT.
 - 9. REMOVE (1) WATER CLOSETS. CAP PIPING IN WALL.
 - 10. REMOVE (1) URINAL. CAP PIPING IN WALL.

- GENERAL NOTES:**
1. REMOVE ALL LIGHT AIR TROFFERS. LIGHT AIR TROFFERS TO BE RECESSED IN CITY HALL AREA.
 2. EXISTING SPRINKLER HEADS ARE SEMI-RECESSED.
 3. SEE HEAT PUMP SCHEDULE TO DETERMINE WHICH HEAT PUMP ARE TO REMAIN. GET RELOCATED OR REMOVED. IF HEAT PUMP IS TO BE REMOVED OR RELOCATED CAP PIPING AT MAIN AND REMOVING ALL UNNECESSARY PIPING.
 4. ALL DUCTWORK AND TERMINATIONS FROM HEAT PUMPS BEING REMOVED OR RELOCATED TO BE REMOVED. REMOVE UNNECESSARY FROM AIR SUPPLY DUCT. (SEE NEW PLANS FOR REVISIONS)
 5. REMOVE ALL EXHAUST DUCTWORK (EXCEPT FOR TOILET ROOM EXHAUST AND ANY EXHAUST FROM THE UPPER LEVELS).
 6. SEE NEW FLOOR PLANS FOR LOCATION OF ROOMS TO REMAIN AS PER EXIST.



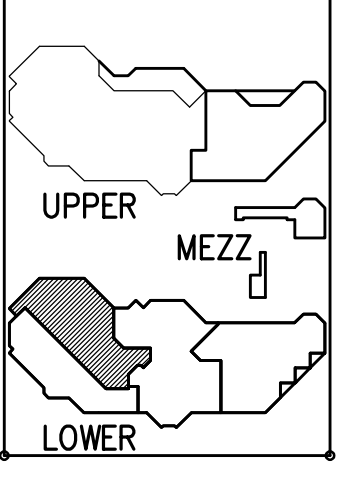
**Cluts
O'Brien
Strother
ARCHITECTS**
7530 MARKET PLACE DRIVE
EDEN PRORAGE, MN 55424
(612) 941-4822
FAX 941-9892

I HEREBY CERTIFY THAT THIS PLAN
PREPARED BY ME OR UNDER MY
SUPERVISION AND THAT I AM A DULY
LICENSED ENGINEER UNDER THE
LAWS OF THE STATE OF MINNESOTA.

EVE INC.
CONSULTING ENGINEERS
1700 LINDEN AVENUE, SUITE 100
PHOENIX, ARIZONA 85016
PHONE (602) 998-8778 FAX 998-8005

ISSUE DATA
DATE: 3/7/03

**EXISTING
CPT
BUILDING**



**MECHANICAL
FIRST
FLOOR
NORTHWEST
DEMOLITION
PLAN**

COPYRIGHT 1992
COMMISSION NO. 4009
FILE NO. 4001042100-06

SHEET NO.
M-24
OF 31

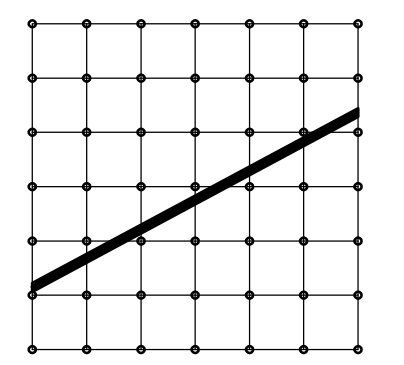


1 FIRST FLOOR SOUTHWEST - DEMOLITION PLAN - HVAC
 SCALE: 1/8"=1'-0"

NOTE:
 THIS PLAN IS FOR REFERENCE ONLY.
 ELECTRICAL PIPING AND EQUIPMENT LOCATED
 FROM PREVIOUSLY DRAWN PLANS.

- PLAN NOTES:**
- 1 REMOVE EXISTING ELEC. WATER COOLER, CAP PIPING IN WALL.
 - 2 REMOVE EXISTING SINK AND CAP PIPING BELOW FLOOR AND ABOVE CEILING.
 - 3 REMOVE (1) URINAL.
 - 4 REMOVE (1) WATER CLOSET.
 - 5 REMOVE EXISTING ELEC. WATER HEATER.
 - 6 HEAT PUMP 267 TO BE RELOCATED. REMOVE ALL DUCTWORK ASSOCIATED WITH THIS HEAT PUMP.

- GENERAL NOTES:**
1. REMOVE ALL LIGHT AIR TROFFERS, LIGHT AIR TROFFERS TO BE RECESSED IN CITY HALL AREA.
 2. EXISTING SPRINKLER HEADS ARE SEMI-RECESSED.
 3. SEE HEAT PUMP SCHEDULE TO DETERMINE WHICH HEAT PUMPS ARE TO REMAIN, GET RELOCATED OR REMOVED. IF HEAT PUMP IS TO BE REMOVED OR RELOCATED CAP PIPING AT MAIN AND REMOVE ALL UNNECESSARY PIPING.
 4. ALL DUCTWORK AND THERMOSTATS FROM HEAT PUMPS BEING REMOVED OR RELOCATED TO BE REMOVED. REMOVE UNNECESSARY FRESH AIR SUPPLY DUCT. (SEE NEW PLANS FOR REVISIONS)
 5. REMOVE ALL EXHAUST DUCTWORK EXCEPT FOR TOILET ROOM EXHAUST AND ANY EXHAUST FROM THE UPPER LEVELS.
 6. SEE NEW FLOOR PLANS FOR LOCATION OF ROOMS TO REMAIN AS PER EXIST.



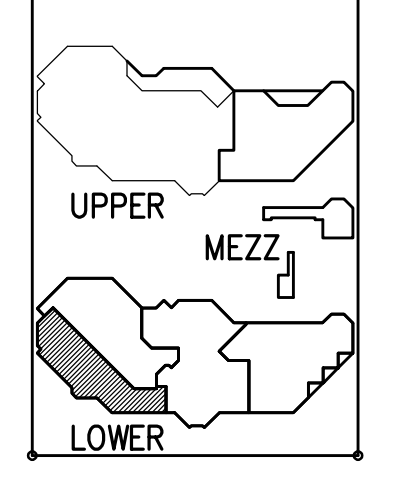
**Clute
 O'Brien
 Strother
 ARCHITECTS**
 7530 MARKET PLACE DRIVE
 EDEEN, MINN. 55004
 (612)941-4822
 FAX 941-9482

I HEREBY CERTIFY THAT THIS PLAN, SPECIFICATION, OR REPORT WAS PREPARED BY ME OR UNDER MY DIRECT SUPERVISION AND THAT I AM A LICENSED PROFESSIONAL ENGINEER UNDER THE LAWS OF THE STATE OF MINNESOTA.

EYD INC.
 CONSULTING ENGINEERS
 1700 LEXINGTON AVENUE, SUITE 2000
 PHOENIX, ARIZONA 85010
 Phone (602) 944-8776 Fax 944-8005

ISSUE DATA
 DATE: 3/7/93

**EXISTING
 CPT
 BUILDING**



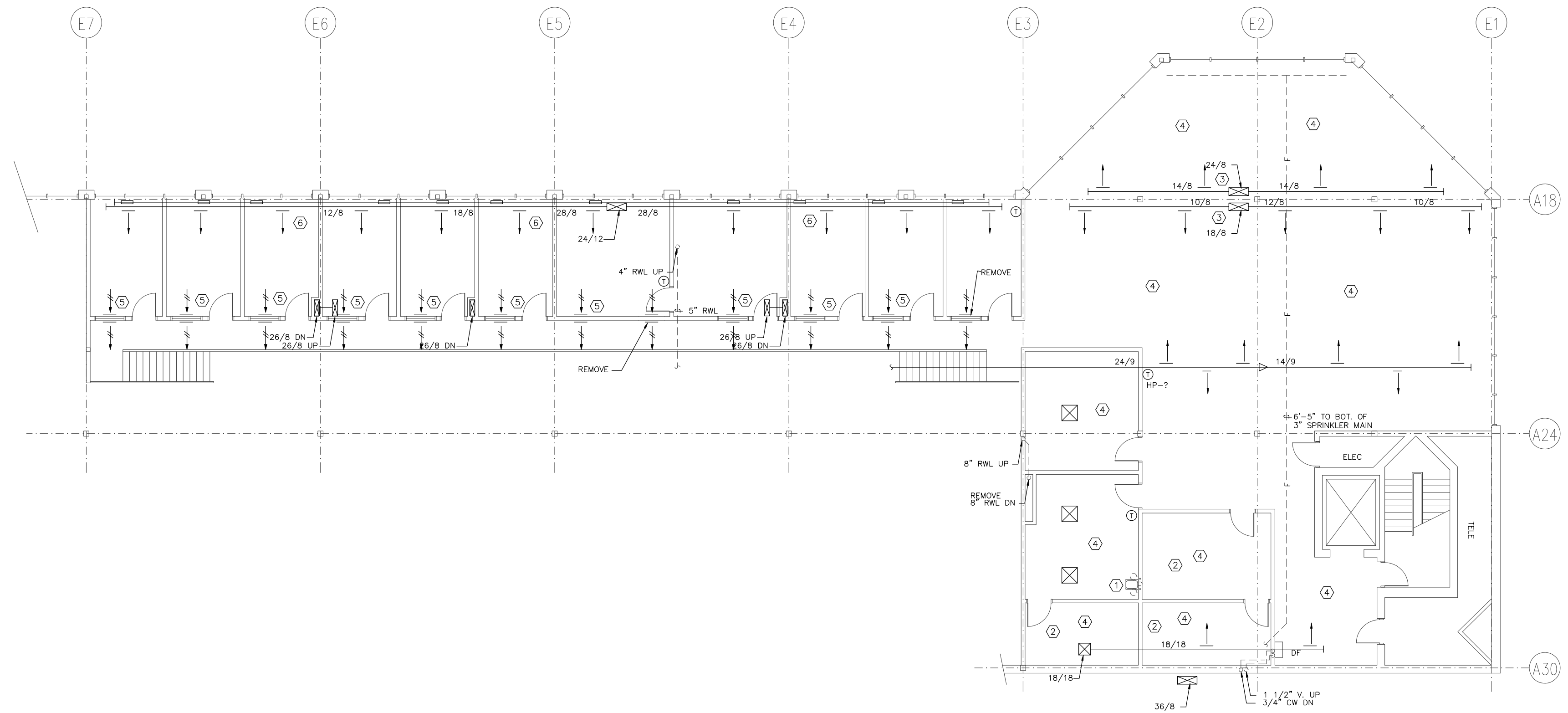
**MECHANICAL
 FIRST
 FLOOR
 SOUTHWEST
 DEMOLITION
 PLAN**

COPYRIGHT 1993

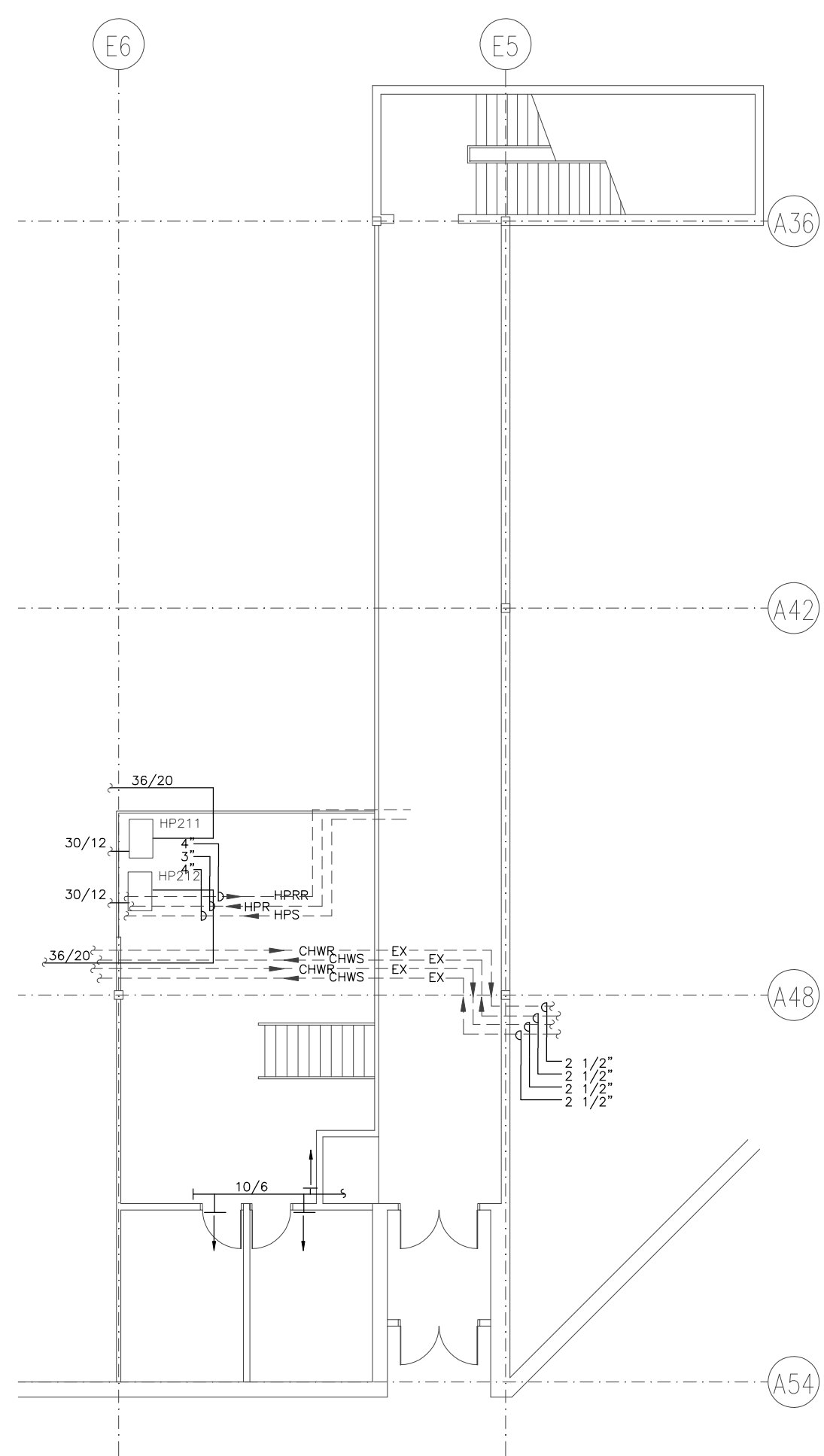
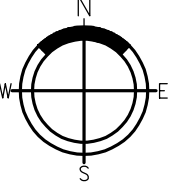
COMMISSION NO. 40019

FILE NO. 40019MCS.DWG-06

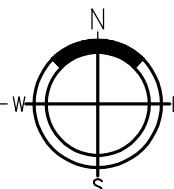
SHEET NO.
M-25
 of 31



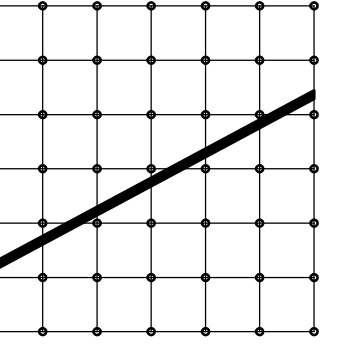
1 EAST MEZZANINE FLOOR PLAN
SCALE: 1/8"=1'-0"



2 EAST MEZZANINE FLOOR PLAN
SCALE: 1/8"=1'-0"



- KEYED NOTES:**
- REMOVE
 - 1 DW FILTER, HW FILTER, VACUUM BREAKER, CW HOSE COIL, HW HOSE COIL AND THERMOSTATIC WINDING VALVE.
 - 2 REMOVE SINK AND ALL PLUMBING IN THIS ROOM.
 - 3 REMOVE DIFFUSER OR DUCTWORK AND PATCH OPENING IN NICLOX PANEL WITH SHEETMETAL - SEAL AIRTIGHT.
 - 4 REMOVE ALL DUCTWORK IN THIS ROOM.
 - 5 EXIST. WALL RETURNS TO REMAIN.
 - 6 REMOVE EXIST. DUCTWORK ALONG NORTH WALL.



**Cluts
O'Brien
Strother
ARCHITECTS**

7550 MARKET PLACE DRIVE
EKEN PROSPECT, MN 55344
(612)941-4822
FAX 952-9492

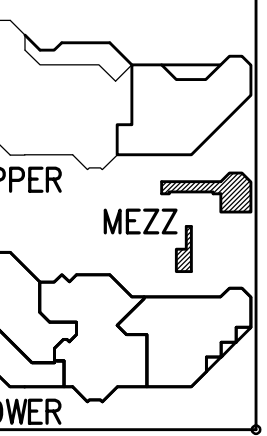
I HEREBY CERTIFY THAT THIS PLAN
REPRESENTS AN ORIGINAL AND CORRECT
REVISION AND THAT I AM A LEGALLY
LICENSED ENGINEER UNDER THE
LAWS OF THE STATE OF MINNESOTA.

DATE: 3/7/93

**EYE
ASSOCIATES, INC.**
CONSULTING ENGINEERS
100 W. WASHINGTON ST., SUITE 200
MINNEAPOLIS, MN 55401
PHONE (612) 688-8778 FAX 688-8805

ISSUE DATA
DATE: 3/7/93

**EXISTING
CPT
BUILDING**



**MEZZANINE -
DEMOLITION
PLAN
MECHANICAL**

COPYRIGHT 1992

COMMISSION NO. 40019
FILE NO. 40019MCH.DWG-06

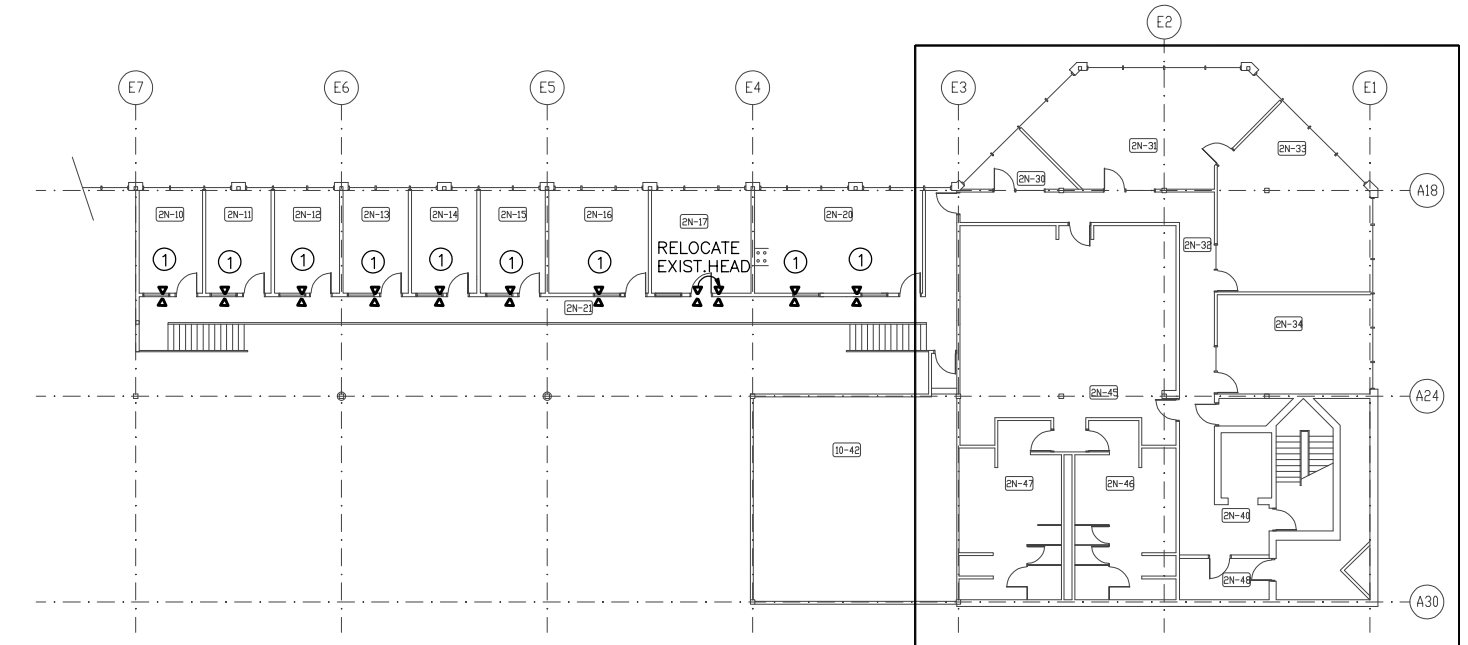
SHEET NO.
M-26
OF 31

GENERAL NOTES:

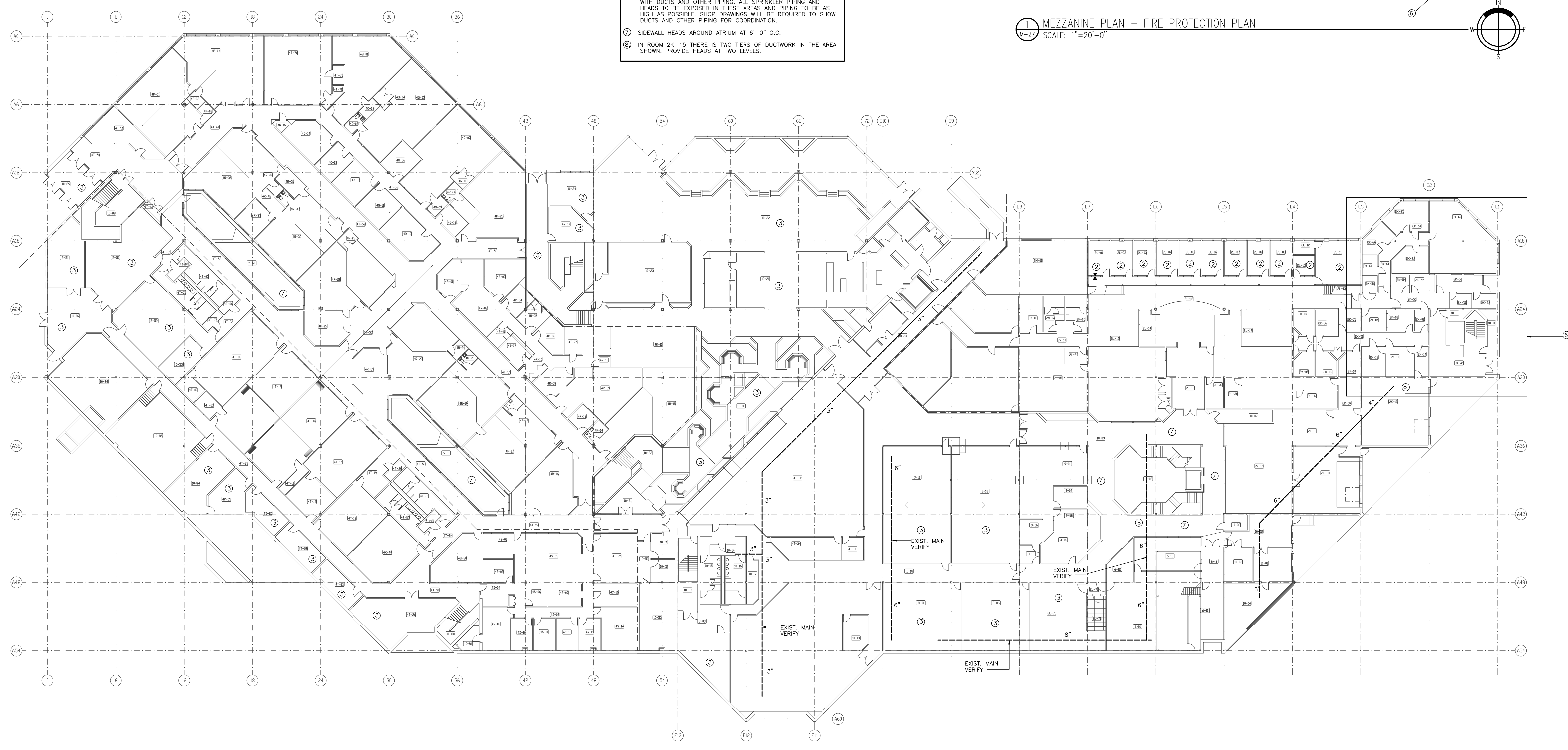
- SEE REFLECTED CEILING PLANS FOR LOCATION OF NEW LAYIN CEILING AND LOCATIONS OF AREAS WITH NO CEILING. UNLESS INDICATED, ALL AREAS WITH NEW CEILING TO HAVE NEW SEMI-RECESSED HEADS AND HEADS WITHOUT CEILING TO HAVE BRASS SPRING HEADS. REMOVE ALL EXISTING HEADS EXCEPT AS NOTED. CONTRACTOR HAS OPTION TO REMOVE EXISTING PIPING EAST PORTION OF THE BUILDING AND SPRINKLED IN 1979 AND WEST PORTION IN 1982.

PLAN NOTES:

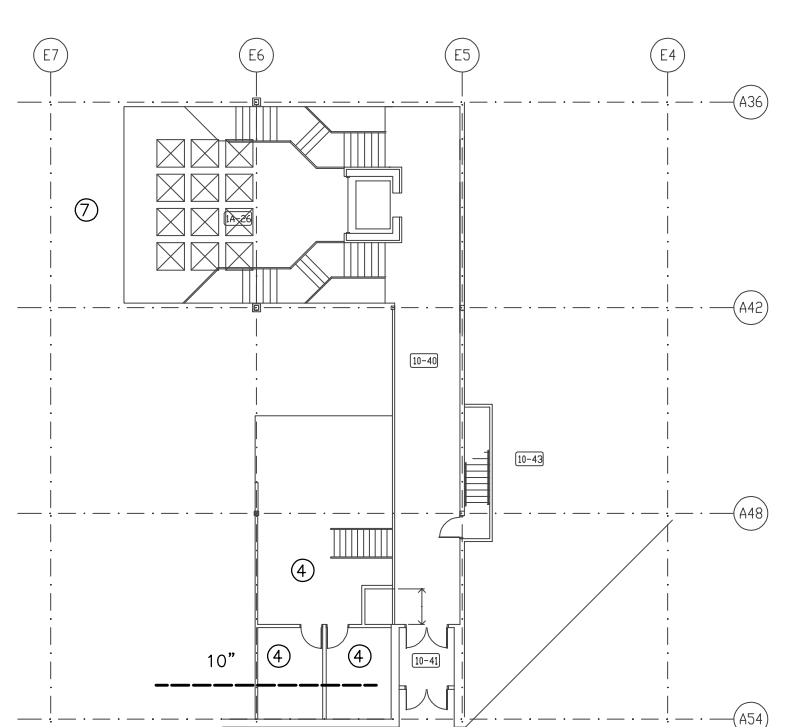
- EXISTING SIDEWALL SPRINKLER HEADS TO REMAIN
- REMOVE SPRINKLERS BOTH SIDES OF NEW WALL. RUN SPRINKLER LINE ON THE SOUTH SIDE OF THE WALL.
- SPRINKLERS TO REMAIN AS PER EXISTING IN THIS ROOM.
- ADD SPRINKLERS TO THESE AREAS.
- REMOVE EXISTING 1" MAIN NORTH OF THIS POINT FOR CONSTRUCTION OF THE ATRIUM.
- DO NOT REUSE ANY EXISTING HEADS OR PIPING IN THIS AREA. ALL PIPING TO BE NEW AND ROUTED TO AVOID CONFLICT WITH DUCTS AND OTHER PIPING. ALL SPRINKLER BRING AND HEADS TO BE EXPOSED IN THESE AREAS AND PIPING TO BE AS HIGH AS POSSIBLE. SHOP DRAWINGS WILL BE REQUIRED TO SHOW DUCTS AND OTHER PIPING FOR COORDINATION.
- SIDEWALL HEADS AROUND ATRIUM AT 6'-0" O.C.
- IN ROOM 2K-10 THERE IS TWO FEET OF DUCTWORK IN THE AREA SHOWN. PROVIDE HEADS AT TWO LEVELS.



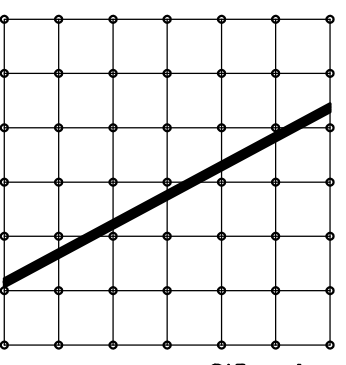
MEZZANINE PLAN - FIRE PROTECTION PLAN
SCALE: 1"=20'-0"



FIRST FLOOR - FIRE PROTECTION PLAN
SCALE: 1"=20'-0"



MEZZANINE - FIRE PROTECTION PLAN
SCALE: 1"=20'-0"



**Cluts
O'Brien
Strother
ARCHITECTS**
7500 MARKET PLACE DRIVE
EDEN PRAIRIE, MN 55344
(612)941-4822
FAX 963-5862

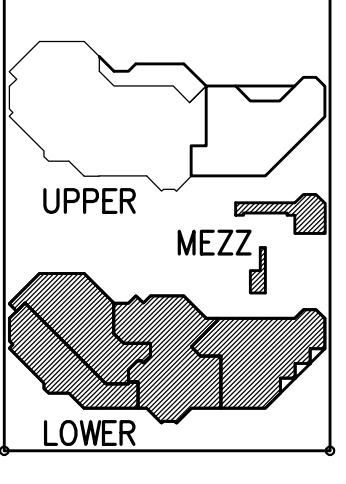
I HEREBY CERTIFY THAT THE PLAN, SPECIFICATION, OR REPORT WAS PREPARED BY ME OR UNDER MY DIRECT SUPERVISION AND THAT I AM A DULY LICENSED ENGINEER UNDER THE LAWS OF THE STATE OF MINNESOTA.

EYE ASSOCIATES, INC.
REGISTERED PROFESSIONAL ENGINEERS
1000 W. WASHINGTON AVE. SUITE 200
EDEN PRAIRIE, MN 55344
Phone: (612) 948-8776 Fax: 963-8805

ISSUE DATA

DATE: 3/7/93

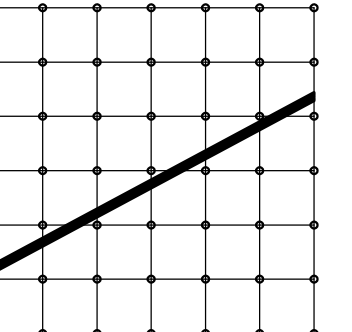
EDEN PRAIRIE CIVIC CENTER



FIRST FLOOR FIRE PROTECTION PLAN

COPYRIGHT 1992
COMMISSION NO. 40019
FILE NO. 4019M272W-240

SHEET NO.
M-27
OF 31



Cluts
O'Brien
Strother
ARCHITECTS

7520 MARKET PLACE DRIVE
EDEN PRAIRIE, MN 55044
(612) 941-4822
FAX 941-3482

I HEREBY CERTIFY THAT THE PLAN, SPECIFICATION, OR REPORT WAS PREPARED BY ME OR UNDER MY DIRECT SUPERVISION AND THAT I AM A DULY LICENSED ENGINEER UNDER THE LAWS OF THE STATE OF MINNESOTA.

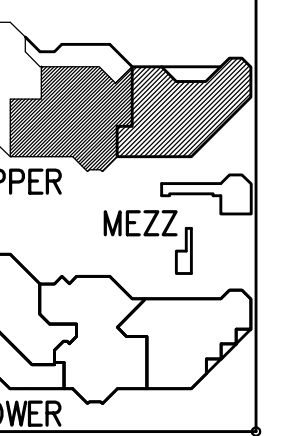
DATE: _____ REV. NO.: _____

EXE ASSOCIATES, INC.
CONSULTING ENGINEERS
1914 LEXINGTON AVENUE, SUITE 2000
PHILADELPHIA, PA 19103
Phone: (610) 588-8778 Fax: 588-8025

ISSUE DATA

DATE: 3/7/93

EDEN
PRAIRIE
CIVIC
CENTER



SECOND
FLOOR
FIRE
PROTECTION
PLAN

COPYRIGHT 1993

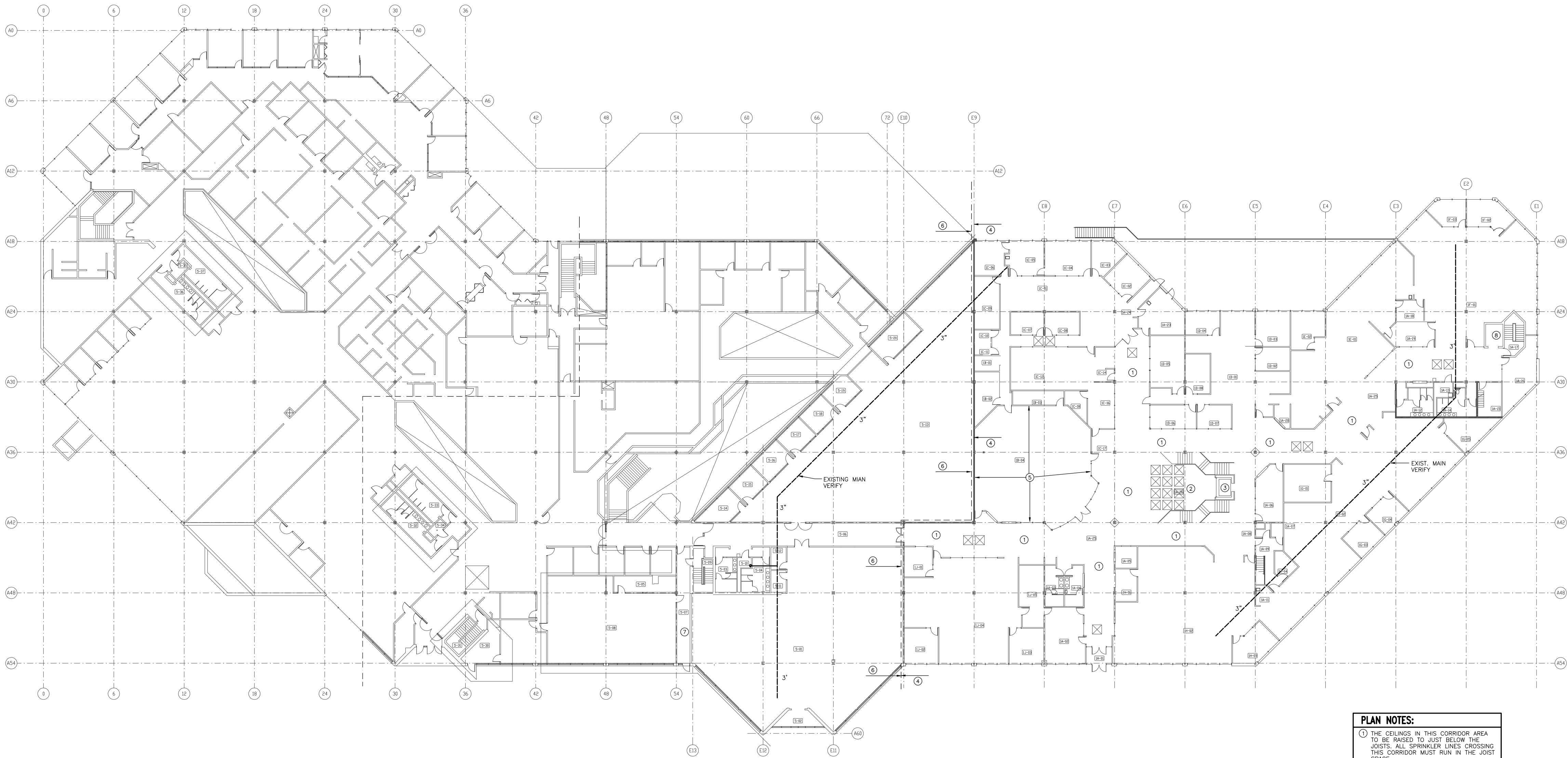
COMMISSION NO. 4009

FILE NO. 4021002(2)NO-240

SHEET NO.

M-28

OF 31



- PLAN NOTES:**
1. THE CEILING IN THIS CORRIDOR AREA TO BE RAISED TO JUST BELOW THE JOIST. ALL SPRINKLER LINES CROSSING THIS CORRIDOR MUST RUN IN THE JOIST SPACE.
 2. ALL SPRINKLER LINES AND HEADS TO BE REMOVED IN THIS AREA. PROVIDE SIDE-WALL HEADS AT 6'-0" O.C.
 3. PROVIDE SPRINKLERS IN ELEVATOR SHAFT.
 4. REVISE ALL SPRINKLER HEADS AND PIPING IN THIS AREA TO NEW SEMI-RECESSED HEADS. REVISE EXISTING SPRINKLER HEAD OPENING IN CEILING WHERE POSSIBLE.
 5. SEE REFLECTED CEILING PLAN OF THIS AREA. PROVIDE SEMI-RECESSED HEADS IN ALL CIV. BD. CEILINGS AND SIDE-WALL HEADS 6'-0" O.C. AROUND COFFERED CEILING.
 6. HEADS TO REMAIN AS PER EXISTING.
 7. REVISE SPRINKLERS AND ADD NEW HEADS IN THIS CORRIDOR.
 8. SPRINKLE EXISTING ELEVATOR SHAFT.

1 SECOND FLOOR - FIRE PROTECTION PLAN
M-28 SCALE: 1"=20'-0"

